

January 1 - December 31, 2018

Evidence of Coverage

Your Medicare Health Benefits and Services as a Member of:

- **Tufts Medicare Preferred HMO Value No Rx (HMO)**

This booklet gives you the details about your Medicare health care coverage from January 1 - December 31, 2018. It explains how to get coverage for the health care services you need. **This is an important legal document. Please keep it in a safe place.**

This plan, Tufts Medicare Preferred HMO Value No Rx, is offered by Tufts Health Plan Medicare Preferred. (When this Evidence of Coverage says “we,” “us,” or “our,” it means Tufts Health Plan Medicare Preferred. When it says “plan” or “our plan,” it means Tufts Medicare Preferred HMO Value No Rx.)

Tufts Health Plan is an HMO plan with a Medicare contract. Enrollment in Tufts Health Plan depends on contract renewal.

This document is available for free in Spanish. Please contact our Customer Relations number at 1-800-701-9000 for additional information. (TTY users should call 1-800-208-9562).

Hours are Monday - Friday, 8:00 a.m. - 8:00 p.m. (From Oct. 1 - Feb. 14, representatives are available 7 days a week, 8:00 a.m. - 8:00 p.m.) After hours and on holidays, please leave a message and a representative will return your call on the next business day.

This information is available in a different format, including large print.

Benefits, premium, deductible, and/or copayments/coinsurance may change on January 1, 2019. The formulary, pharmacy network, and/or provider network may change at any time. You will receive notice when necessary.

Table of Contents**2018 Evidence of Coverage****Table of Contents**

This list of chapters and page numbers is your starting point. For more help in finding information you need, go to the first page of a chapter. **You will find a detailed list of topics at the beginning of each chapter.**

Chapter 1. Getting started as a member	4
Explains what it means to be in a Medicare health plan and how to use this booklet. Tells about materials we will send you, your plan premium, your plan membership card, and keeping your membership record up to date.	
Chapter 2. Important phone numbers and resources	16
Tells you how to get in touch with our plan (Tufts Medicare Preferred HMO Value No Rx) and with other organizations including Medicare, the State Health Insurance Assistance Program (SHIP), the Quality Improvement Organization, Social Security, Medicaid (the state health insurance program for people with low incomes), and the Railroad Retirement Board.	
Chapter 3. Using the plan's coverage for your medical services	30
Explains important things you need to know about getting your medical care as a member of our plan. Topics include using the providers in the plan's network and how to get care when you have an emergency.	
Chapter 4. Medical Benefits Chart (what is covered and what you pay)	47
Gives the details about which types of medical care are covered and <i>not</i> covered for you as a member of our plan. Explains how much you will pay as your share of the cost for your covered medical care.	
Chapter 5. Asking us to pay our share of a bill you have received for covered medical services	103
Explains when and how to send a bill to us when you want to ask us to pay you back for our share of the cost for your covered services.	
Chapter 6. Your rights and responsibilities	109
Explains the rights and responsibilities you have as a member of our plan. Tells what you can do if you think your rights are not being respected.	
Chapter 7. What to do if you have a problem or complaint (coverage decisions, appeals, complaints)	121
Tells you step-by-step what to do if you are having problems or concerns as a member of our plan.	

Table of Contents

- Explains how to ask for coverage decisions and make appeals if you are having trouble getting the medical care you think is covered by our plan. This includes asking us to keep covering hospital care and certain types of medical services if you think your coverage is ending too soon.
- Explains how to make complaints about quality of care, waiting times, customer service, and other concerns.

Chapter 8. Ending your membership in the plan..... 163

Explains when and how you can end your membership in the plan. Explains situations in which our plan is required to end your membership.

Chapter 9. Legal notices 171

Includes notices about governing law and about nondiscrimination.

Chapter 10. Definitions of important words 175

Explains key terms used in this booklet.

Appendix 1. Multi Language Interpreter Services 182

CHAPTER 1

Getting started as a member

Chapter 1. Getting started as a member

SECTION 1	Introduction	5
Section 1.1	You are enrolled in Tufts Medicare Preferred HMO Value No Rx, which is a Medicare HMO	5
Section 1.2	What is the <i>Evidence of Coverage</i> booklet about?	5
Section 1.3	Legal information about the <i>Evidence of Coverage</i>	5
SECTION 2	What makes you eligible to be a plan member?	6
Section 2.1	Your eligibility requirements	6
Section 2.2	What are Medicare Part A and Medicare Part B?	6
Section 2.3	Here is the plan service area for Tufts Medicare Preferred HMO Value No Rx	7
Section 2.4	U.S. Citizen or Lawful Presence	7
SECTION 3	What other materials will you get from us?	7
Section 3.1	Your plan membership card – Use it to get all covered care	7
Section 3.2	The <i>Provider Directory</i> : Your guide to all providers in the plan’s network	8
SECTION 4	Your monthly premium for Tufts Medicare Preferred HMO Value No Rx	9
Section 4.1	How much is your plan premium?	9
Section 4.2	There are several ways you can pay your plan premium	10
Section 4.3	Can we change your monthly plan premium during the year?	12
SECTION 5	Please keep your plan membership record up to date	12
Section 5.1	How to help make sure that we have accurate information about you	12
SECTION 6	We protect the privacy of your personal health information	13
Section 6.1	We make sure that your health information is protected	13
SECTION 7	How other insurance works with our plan	13
Section 7.1	Which plan pays first when you have other insurance?	13

SECTION 1 Introduction

Section 1.1	You are enrolled in Tufts Medicare Preferred HMO Value No Rx, which is a Medicare HMO
--------------------	--

You are covered by Medicare, and you have chosen to get your Medicare health care through our plan, Tufts Medicare Preferred HMO Value No Rx.

Coverage under this Plan qualifies as minimum essential coverage (MEC) and satisfies the Patient Protection and Affordable Care Act's (ACA) individual shared responsibility requirement. Please visit the Internal Revenue Service (IRS) website at: <https://www.irs.gov/Affordable-Care-Act/Individuals-and-Families> for more information.

There are different types of Medicare health plans. Tufts Medicare Preferred HMO Value No Rx is a Medicare Advantage HMO Plan (HMO stands for Health Maintenance Organization) approved by Medicare and run by a private company. Tufts Medicare Preferred HMO Value No Rx does not include Part D prescription drug coverage.

Section 1.2	What is the <i>Evidence of Coverage</i> booklet about?
--------------------	---

This *Evidence of Coverage* booklet tells you how to get your Medicare medical care covered through our plan. This booklet explains your rights and responsibilities, what is covered, and what you pay as a member of the plan.

The word “coverage” and “covered services” refers to the medical care and services available to you as a member of Tufts Medicare Preferred HMO Value No Rx.

It's important for you to learn what the plan's rules are and what services are available to you. We encourage you to set aside some time to look through this *Evidence of Coverage* booklet.

If you are confused or concerned or just have a question, please contact our plan's Customer Relations department (phone numbers are printed on the back cover of this booklet).

Section 1.3	Legal information about the <i>Evidence of Coverage</i>
--------------------	--

It's part of our contract with you

This *Evidence of Coverage* is part of our contract with you about how Tufts Medicare Preferred HMO Value No Rx covers your care. Other parts of this contract include your enrollment form and any notices you receive from us about changes to your coverage or conditions that affect your coverage. These notices are sometimes called “riders” or “amendments.”

The contract is in effect for months in which you are enrolled in Tufts Medicare Preferred HMO Value No Rx between January 1, 2018 and December 31, 2018.

Chapter 1. Getting started as a member

Each calendar year, Medicare allows us to make changes to the plans that we offer. This means we can change the costs and benefits of Tufts Medicare Preferred HMO Value No Rx after December 31, 2018. We can also choose to stop offering the plan, or to offer it in a different service area, after December 31, 2018.

Medicare must approve our plan each year

Medicare (the Centers for Medicare & Medicaid Services) must approve Tufts Medicare Preferred HMO Value No Rx each year. You can continue to get Medicare coverage as a member of our plan as long as we choose to continue to offer the plan and Medicare renews its approval of the plan.

SECTION 2 What makes you eligible to be a plan member?

Section 2.1 Your eligibility requirements

You are eligible for membership in our plan as long as:

- You have both Medicare Part A and Medicare Part B (Section 2.2 tells you about Medicare Part A and Medicare Part B)
- -- *and* -- You live in our geographic service area (Section 2.3 below describes our service area)
- -- *and* -- you are a United States citizen or are lawfully present in the United States
- -- *and* -- You do not have End-Stage Renal Disease (ESRD), with limited exceptions, such as if you develop ESRD when you are already a member of a plan that we offer, or you were a member of a different Medicare Advantage plan that was terminated.

Section 2.2 What are Medicare Part A and Medicare Part B?

When you first signed up for Medicare, you received information about what services are covered under Medicare Part A and Medicare Part B. Remember:

- Medicare Part A generally helps cover services provided by hospitals (for inpatient services, skilled nursing facilities, or home health agencies.)
- Medicare Part B is for most other medical services (such as physician's services and other outpatient services) and certain items (such as durable medical equipment (DME) and supplies).

Chapter 1. Getting started as a member

Section 2.3 Here is the plan service area for Tufts Medicare Preferred HMO Value No Rx

Although Medicare is a Federal program, Tufts Medicare Preferred HMO Value No Rx is available only to individuals who live in our plan service area. To remain a member of our plan, you must continue to reside in the plan service area. The service area is described below.

Our service area includes these counties in Massachusetts:

- Barnstable County
- Bristol County
- Essex County
- Hampden County
- Hampshire County
- Middlesex County
- Norfolk County
- Plymouth County
- Suffolk County
- Worcester County

If you plan to move out of the service area, please contact Customer Relations (phone numbers are printed on the back cover of this booklet). When you move, you will have a Special Enrollment Period that will allow you to switch to Original Medicare or enroll in a Medicare health or drug plan that is available in your new location.

It is also important that you call Social Security if you move or change your mailing address. You can find phone numbers and contact information for Social Security in Chapter 2, Section 5.

Section 2.4 U.S. Citizen or Lawful Presence


A member of a Medicare health plan must be a U.S. citizen or lawfully present in the United States. Medicare (the Centers for Medicare & Medicaid Services) will notify Tufts Medicare Preferred HMO Value No Rx if you are not eligible to remain a member on this basis. Tufts Medicare Preferred HMO Value No Rx must disenroll you if you do not meet this requirement.

SECTION 3 What other materials will you get from us?

Section 3.1 Your plan membership card – Use it to get all covered care

While you are a member of our plan, you must use your membership card for our plan whenever you get any services covered by this plan. You should also show the provider your Medicaid card, if applicable. Here's a sample membership card to show you what yours will look like:

Chapter 1. Getting started as a member

 TUFTS Health Plan		Tufts Medicare Preferred HMO Plan	
Medical Plan PCP FIRSTNAME LASTNAME, MD		Copays \$XX PCP OV \$XX Spec OV \$XX ER	
RxBIN 004336 RxPCN ADV RxGRP RX8656 Plan (80840)			
ID S12345678 Name FIRSTNAME M. LASTNAME	Issued: MM/DD/YYYY		

<p>IN AN EMERGENCY: If your life is in danger, call 911 or go to the nearest emergency room. Call your PCP as soon as possible.</p> <p>Customer Relations: 1-800-701-9000 (TTY: 1-800-208-9562)</p> <p>Provider Relations: 1-800-279-9022</p> <p>Mental Health: 1-800-208-9565 (TTY: 1-866-244-4740)</p> <p>Send Medical Claims to: Tufts Health Plan, P.O. Box 9183, Watertown, MA 02471-9183</p> <p>Website: www.thpmp.org</p>
--

As long as you are a member of our plan you **must not use your red, white, and blue Medicare card** to get covered medical services (with the exception of routine clinical research studies and hospice services). Keep your red, white, and blue Medicare card in a safe place in case you need it later.

Here's why this is so important: If you get covered services using your red, white, and blue Medicare card instead of using your Tufts Medicare Preferred HMO Value No Rx membership card while you are a plan member, you may have to pay the full cost yourself.

If your plan membership card is damaged, lost, or stolen, call Customer Relations right away and we will send you a new card. (Phone numbers for Customer Relations are printed on the back cover of this booklet.)

Section 3.2	The <i>Provider Directory</i>: Your guide to all providers in the plan's network
--------------------	---

The *Provider Directory* lists our network providers.

What are “network providers”?

Network providers are the doctors and other health care professionals, medical groups, hospitals, and other health care facilities that have an agreement with us to accept our payment and any plan cost-sharing as payment in full. We have arranged for these providers to deliver covered services to members in our plan.

Why do you need to know which providers are part of our network?

It is important to know which providers are part of our network because, with limited exceptions, while you are a member of our plan you must use network providers to get your medical care and services. Each plan PCP has certain plan specialists called a “referral circle” that s/he uses for providing medical care to you. This means that in most cases, you will not have access to the entire Tufts Health Plan Medicare Preferred network. The only exceptions are emergencies, urgently needed services when the network is not available (generally, when you are out of the area), out-of-area dialysis services, and cases in which Tufts Medicare Preferred HMO Value No

Chapter 1. Getting started as a member

Rx authorizes use of out-of-network providers. See Chapter 3 (*Using the plan's coverage for your medical services*) for more specific information about emergency, out-of-network, and out-of-area coverage.

If you don't have your copy of the *Provider Directory*, you can request a copy from Customer Relations (phone numbers are printed on the back cover of this booklet). You may ask Customer Relations for more information about our network providers, including their qualifications. You can also view the *Provider Directory* at thmp.org.

SECTION 4 Your monthly premium for Tufts Medicare Preferred HMO Value No Rx

Section 4.1	How much is your plan premium?
--------------------	---------------------------------------

As a member of our plan, you pay a monthly plan premium. The table below shows the monthly plan premium amount for each region we serve. In addition, you must continue to pay your Medicare Part B premium (unless your Part B premium is paid for you by Medicaid or another third party).

If you live in...	Tufts Medicare Preferred HMO Value No Rx
Barnstable County	\$103.00
Bristol County	\$103.00
Essex County	\$123.00
Hampden County	\$41.00
Hampshire County	\$41.00
Middlesex County	\$103.00
Norfolk County	\$103.00
Plymouth County	\$103.00
Suffolk County	\$123.00
Worcester County	\$112.00

In some situations, your plan premium could be more

If you signed up for extra benefits, also called “optional supplemental benefits,” then you pay an additional premium each month for these extra benefits. If you have any questions about your plan premiums, please call Customer Relations (phone numbers are printed on the back cover of

this booklet). The additional monthly premium for adding the Delta Dental Option to your plan is \$54.

Many members are required to pay other Medicare premiums

In addition to paying the monthly plan premium, many members are required to pay other Medicare premiums. As explained in Section 2 above, in order to be eligible for our plan, you must be entitled to Medicare Part A and enrolled in Medicare Part B. For that reason, some plan members (those who aren't eligible for premium-free Part A) pay a premium for Medicare Part A. And most plan members pay a premium for Medicare Part B. **You must continue paying your Medicare premiums to remain a member of the plan.**

Your copy of *Medicare & You 2018* gives information about these premiums in the section called "2018 Medicare Costs." This explains how the Medicare Part B premium differs for people with different incomes. Everyone with Medicare receives a copy of *Medicare & You* each year in the fall. Those new to Medicare receive it within a month after first signing up. You can also download a copy of *Medicare & You 2018* from the Medicare website (<https://www.medicare.gov>). Or, you can order a printed copy by phone at 1-800-MEDICARE (1-800-633-4227), 24 hours a day, 7 days a week. TTY users call 1-877-486-2048.

Section 4.2	There are several ways you can pay your plan premium
--------------------	---

There are 4 ways you can pay your plan premium. You selected a payment option when you enrolled in our plan. If you would like to change your selection please call Customer Relations.

If you decide to change the way you pay your premium, it can take up to three months for your new payment method to take effect. While we are processing your request for a new payment method, you are responsible for making sure that your plan premium is paid on time.

Option 1: You can pay by check

The monthly plan premium is due on the fifteenth (15th) of each month. If you choose to pay us directly, Tufts Health Plan Medicare Preferred will send you an invoice and a return envelope as plan premiums come due. Please complete a check or money order for the amount shown on the invoice, (checks/money orders must be made payable to Tufts Health Plan Medicare Preferred) and mail to Tufts Health Plan Medicare Preferred in the window envelope provided or to:

Tufts Health Plan Medicare Preferred
PO Box 9225
Chelsea, MA 02150

Payments received will automatically be applied to the oldest outstanding invoice. Payments received by the due date will be reflected on the next month's invoice.

If you wish to drop off a check in person (Mon – Fri, 8 a.m. – 5 p.m.) please bring it to:

Tufts Health Plan Medicare Preferred
705 Mt. Auburn Street
Watertown, MA 02472-1508

Option 2: You can pay by using Electronic Funds Transfer (EFT)

Instead of paying by check, you can have your monthly plan premium paid by Electronic Funds Transfer (EFT). Automatic deductions from your bank account occur monthly, and are generally made on the 9th of each month. The withdrawal takes place on the 9th in order to allow for payment to be received and posted to your account by the invoice due date of the 15th. If the 9th falls on a Saturday, Sunday, or a holiday, the deduction will occur on the following business day. If you would like to pay your monthly plan premium by EFT and aren't currently doing so, please call Customer Relations for information. It may take up to two months for EFT deductions to begin after signing up for EFT. Please continue to pay your monthly premium directly to Tufts Health Plan Medicare Preferred until we notify you that you are enrolled in the EFT program.

Option 3: You can pay online

You can pay your monthly plan premium online by signing up for a secure personal account on our website at thmp.org/registration. (If you already have an account, just go to thmp.org/login.) In your personal account you can see your current premium amount, what you paid the previous month, and how much is due next month. You can make a one-time payment of the amount due (your premium is due each month) or set up a recurring payment to be automatically deducted from your bank account each month. For more details on how to sign up for a secure personal account call Customer Relations or go to thmp.org/registration.

Option 4: You can have the plan premium taken out of your monthly Social Security check

You can have the plan premium taken out of your monthly Social Security check. Contact Customer Relations for more information on how to pay your monthly plan premium this way. We will be happy to help you set this up. (Phone numbers for Customer Relations are printed on the back cover of this booklet.)

What to do if you are having trouble paying your plan premium

Your plan premium is due in our office by the 15th of each month. If we have not received your premium by the 15th of each month, we will send you a notice telling you that your plan membership will end if we do not receive your premium payment within 2 months.

If you are having trouble paying your premium on time, please contact Customer Relations to see if we can direct you to programs that will help with your plan premium. (Phone numbers for Customer Relations are printed on the back cover of this booklet.)

If we end your membership because you did not pay your premiums, you will have health coverage under Original Medicare.

Chapter 1. Getting started as a member

At the time we end your membership, you may still owe us for premiums you have not paid. We have the right to pursue collection of these premiums.

If you think we have wrongfully ended your membership, you have a right to ask us to reconsider this decision by making a complaint. Chapter 7, Section 9 of this booklet tells how to make a complaint. If you had an emergency circumstance that was out of your control and it caused you to not be able to pay your premiums within our grace period, you can ask us to reconsider this decision by calling 1-800-701-9000 between 8:00 a.m. – 8:00 p.m., Monday - Friday (From Oct. 1 – Feb. 14, representatives are available 7 days a week, 8:00 a.m. – 8:00 p.m.). TTY users should call 1-800-208-9562. You must make your request no later than 60 days after the date your membership ends.

Section 4.3	Can we change your monthly plan premium during the year?
--------------------	---

No. We are not allowed to change the amount we charge for the plan's monthly plan premium during the year. If the monthly plan premium changes for next year we will tell you in September and the change will take effect on January 1.

SECTION 5	Please keep your plan membership record up to date
------------------	---

Section 5.1	How to help make sure that we have accurate information about you
--------------------	--

Your membership record has information from your enrollment form, including your address and telephone number. It shows your specific plan coverage including your Primary Care Physician.

The doctors, hospitals, and other providers in the plan's network need to have correct information about you. **These network providers use your membership record to know what services are covered and the cost-sharing amounts for you.** Because of this, it is very important that you help us keep your information up to date.

Let us know about these changes:

- Changes to your name, your address, or your phone number
- Changes in any other health insurance coverage you have (such as from your employer, your spouse's employer, workers' compensation, or Medicaid)
- If you have any liability claims, such as claims from an automobile accident
- If you have been admitted to a nursing home
- If you receive care in an out-of-area or out-of-network hospital or emergency room
- If your designated responsible party (such as a caregiver) changes
- If you are participating in a clinical research study

Chapter 1. Getting started as a member

If any of this information changes, please let us know by calling Customer Relations (phone numbers are printed on the back cover of this booklet). Members with a personal online account are able to update certain information on our website. For details on how to sign up for a secure personal account call Customer Relations or go to thmp.org/registration.

It is also important to contact Social Security if you move or change your mailing address. You can find phone numbers and contact information for Social Security in Chapter 2, Section 5.

Read over the information we send you about any other insurance coverage you have

Medicare requires that we collect information from you about any other medical or drug insurance coverage that you have. That's because we must coordinate any other coverage you have with your benefits under our plan. (For more information about how our coverage works when you have other insurance, see Section 7 in this chapter.)

Once each year, we will send you a letter that lists any other medical or drug insurance coverage that we know about. Please read over this information carefully. If it is correct, you don't need to do anything. If the information is incorrect, or if you have other coverage that is not listed, please call Customer Relations (phone numbers are printed on the back cover of this booklet).

SECTION 6 We protect the privacy of your personal health information

Section 6.1 We make sure that your health information is protected

Federal and state laws protect the privacy of your medical records and personal health information. We protect your personal health information as required by these laws.

For more information about how we protect your personal health information, please go to Chapter 6, Section 1.4 of this booklet.

SECTION 7 How other insurance works with our plan

Section 7.1 Which plan pays first when you have other insurance?

When you have other insurance (like employer group health coverage), there are rules set by Medicare that decide whether our plan or your other insurance pays first. The insurance that pays first is called the "primary payer" and pays up to the limits of its coverage. The one that pays second, called the "secondary payer," only pays if there are costs left uncovered by the primary coverage. The secondary payer may not pay all of the uncovered costs.

These rules apply for employer or union group health plan coverage:

Chapter 1. Getting started as a member

- If you have retiree coverage, Medicare pays first.
- If your group health plan coverage is based on your or a family member's current employment, who pays first depends on your age, the number of people employed by your employer, and whether you have Medicare based on age, disability, or End-Stage Renal Disease (ESRD):
 - If you're under 65 and disabled and you or your family member are still working, your group health plan pays first if the employer has 100 or more employees or at least one employer in a multiple employer plan that has more than 100 employees.
 - If you're over 65 and you or your spouse are still working, your group health plan pays first if the employer has 20 or more employees or at least one employer in a multiple employer plan that has more than 20 employees.
- If you have Medicare because of ESRD, your group health plan will pay first for the first 30 months after you become eligible for Medicare.

These types of coverage usually pay first for services related to each type:

- No-fault insurance (including automobile insurance)
- Liability (including automobile insurance)
- Black lung benefits
- Workers' compensation

Medicaid and TRICARE never pay first for Medicare-covered services. They only pay after Medicare, employer group health plans, and/or Medigap have paid.

If you have other insurance, tell your doctor, hospital, and pharmacy. If you have questions about who pays first, or you need to update your other insurance information, call Customer Relations (phone numbers are printed on the back cover of this booklet). You may need to give your plan member ID number to your other insurers (once you have confirmed their identity) so your bills are paid correctly and on time.

CHAPTER 2

*Important phone numbers
and resources*

Chapter 2. Important phone numbers and resources

SECTION 1 Tufts Medicare Preferred HMO Value No Rx contacts (how to contact us, including how to reach Customer Relations at the plan) **17**

SECTION 2 Medicare (how to get help and information directly from the Federal Medicare program) **22**

SECTION 3 State Health Insurance Assistance Program (free help, information, and answers to your questions about Medicare) **23**

SECTION 4 Quality Improvement Organization (paid by Medicare to check on the quality of care for people with Medicare)..... **24**

SECTION 5 Social Security..... **25**

SECTION 6 Medicaid (a joint Federal and state program that helps with medical costs for some people with limited income and resources) **26**

SECTION 7 How to contact the Railroad Retirement Board **27**

SECTION 8 Do you have “group insurance” or other health insurance from an employer? **28**

SECTION 1 Tufts Medicare Preferred HMO Value No Rx contacts (how to contact us, including how to reach Customer Relations at the plan)

How to contact our plan's Customer Relations

For assistance with claims, billing or member card questions, please call or write to Tufts Medicare Preferred HMO Value No Rx Customer Relations. We will be happy to help you.

Method	Customer Relations – Contact Information
CALL	<p>1-800-701-9000</p> <p>Calls to this number are free. Representatives are available Monday – Friday, 8:00 a.m. – 8:00 p.m. (From October 1 – February 14, representatives are available 7 days a week, 8:00 a.m. – 8:00 p.m.) After hours and on holidays, please leave a message and a representative will return your call on the next business day.</p> <p>Customer Relations also has free language interpreter services available for non-English speakers.</p>
TTY	<p>1-800-208-9562</p> <p>This number requires special telephone equipment and is only for people who have difficulties with hearing or speaking.</p> <p>Calls to this number are free. Representatives are available Monday – Friday, 8:00 a.m. – 8:00 p.m. (From October 1 – February 14, representatives are available 7 days a week, 8:00 a.m. – 8:00 p.m.) After hours and on holidays, please leave a message and a representative will return your call on the next business day.</p>
FAX	617-972-9487
WRITE	Tufts Health Plan Medicare Preferred P.O. Box 9181 Watertown, MA 02471-9181
WEBSITE	thpmp.org

How to contact us when you are asking for a coverage decision about your medical care

A “coverage decision” is a decision we make about your benefits and coverage or about the amount we will pay for your medical services. For more information on asking for coverage decisions about your medical care, see Chapter 7 (*What to do if you have a problem or complaint (coverage decisions, appeals, complaints)*).

You may call us if you have questions about our coverage decision process.

Method	Coverage Decisions for Medical Care – Contact Information
CALL	1-800-701-9000 Calls to this number are free. Representatives are available Monday – Friday, 8:00 a.m. – 8:00 p.m. (From October 1 – February 14, representatives are available 7 days a week, 8:00 a.m. – 8:00 p.m.) After hours and on holidays, please leave a message and a representative will return your call on the next business day.
TTY	1-800-208-9562 This number requires special telephone equipment and is only for people who have difficulties with hearing or speaking. Calls to this number are free. Representatives are available Monday – Friday, 8:00 a.m. – 8:00 p.m. (From October 1 – February 14, representatives are available 7 days a week, 8:00 a.m. – 8:00 p.m.) After hours and on holidays, please leave a message and a representative will return your call on the next business day.
FAX	617-972-9487
WRITE	Tufts Health Plan Medicare Preferred P.O. Box 9181 Watertown, MA 02471-9181

How to contact us when you are making an appeal about your medical care

An appeal is a formal way of asking us to review and change a coverage decision we have made. For more information on making an appeal about your medical care, see Chapter 7 (*What to do if you have a problem or complaint (coverage decisions, appeals, complaints)*).

Method	Appeals for Medical Care – Contact Information
CALL	1-800-701-9000 Calls to this number are free. Representatives are available Monday – Friday, 8:00 a.m. – 8:00 p.m. (From October 1 – February 14, representatives are available 7 days a week, 8:00 a.m. – 8:00 p.m.) After hours and on holidays, please leave a message and a representative will return your call on the next business day.
TTY	1-800-208-9562 This number requires special telephone equipment and is only for people who have difficulties with hearing or speaking. Calls to this number are free. Representatives are available Monday – Friday, 8:00 a.m. – 8:00 p.m. (From October 1 – February 14, representatives are available 7 days a week, 8:00 a.m. – 8:00 p.m.) After hours and on holidays, please leave a message and a representative will return your call on the next business day.
FAX	617-972-9516
WRITE	Tufts Health Plan Medicare Preferred Attn: Appeals & Grievances P.O. Box 9193, Watertown, MA 02471-9193

How to contact us when you are making a complaint about your medical care

You can make a complaint about us or one of our network providers, including a complaint about the quality of your care. This type of complaint does not involve coverage or payment disputes. (If your problem is about the plan’s coverage or payment, you should look at the section above about making an appeal.) For more information on making a complaint about your medical care, see Chapter 7 (*What to do if you have a problem or complaint (coverage decisions, appeals, complaints)*).

Method	Complaints about Medical Care – Contact Information
CALL	1-800-701-9000 Calls to this number are free. Representatives are available Monday – Friday, 8:00 a.m. – 8:00 p.m. (From October 1 – February 14, representatives are available 7 days a week, 8:00 a.m. – 8:00 p.m.) After hours and on holidays, please leave a message and a representative will return your call on the next business day.
TTY	1-800-208-9562 This number requires special telephone equipment and is only for people who have difficulties with hearing or speaking. Calls to this number are free. Representatives are available Monday – Friday, 8:00 a.m. – 8:00 p.m. (From October 1 – February 14, representatives are available 7 days a week, 8:00 a.m. – 8:00 p.m.) After hours and on holidays, please leave a message and a representative will return your call on the next business day.
FAX	617-972-9516
WRITE	Tufts Health Plan Medicare Preferred Attn: Appeals & Grievances P.O. Box 9193, Watertown, MA 02471-9193
MEDICARE WEBSITE	You can submit a complaint about Tufts Medicare Preferred HMO Value No Rx directly to Medicare. To submit an online complaint to Medicare go to https://www.medicare.gov/MedicareComplaintForm/home.aspx .

Chapter 2. Important phone numbers and resources**Where to send a request asking us to pay for our share of the cost for medical care you have received**

For more information on situations in which you may need to ask us for reimbursement or to pay a bill you have received from a provider, see Chapter 5 (*Asking us to pay our share of a bill you have received for covered medical services*).

Please note: If you send us a payment request and we deny any part of your request, you can appeal our decision. See Chapter 7 (*What to do if you have a problem or complaint (coverage decisions, appeals, complaints)*) for more information.

Method	Payment Requests – Contact Information
CALL	<p>1-800-701-9000</p> <p>Representatives are available Monday – Friday, 8:00 a.m. – 8:00 p.m. (From October 1 – February 14, representatives are available 7 days a week, 8:00 a.m. – 8:00 p.m.) After hours and on holidays, please leave a message and a representative will return your call on the next business day.</p> <p>Calls to this number are free.</p>
TTY	<p>1-800-208-9562</p> <p>This number requires special telephone equipment and is only for people who have difficulties with hearing or speaking.</p> <p>Calls to this number are free. Representatives are available Monday – Friday, 8:00 a.m. – 8:00 p.m. (From October 1 – February 14, representatives are available 7 days a week, 8:00 a.m. – 8:00 p.m.) After hours and on holidays, please leave a message and a representative will return your call on the next business day.</p>
FAX	617-972-1028
WRITE	<p>Tufts Health Plan Medicare Preferred</p> <p>P.O. Box 9183</p> <p>Watertown, MA 02471-9183</p>
WEBSITE	thpmp.org

Chapter 2. Important phone numbers and resources

SECTION 2 Medicare (how to get help and information directly from the Federal Medicare program)

Medicare is the Federal health insurance program for people 65 years of age or older, some people under age 65 with disabilities, and people with End-Stage Renal Disease (permanent kidney failure requiring dialysis or a kidney transplant).

The Federal agency in charge of Medicare is the Centers for Medicare & Medicaid Services (sometimes called “CMS”). This agency contracts with Medicare Advantage organizations including us.

Method	Medicare – Contact Information
CALL	1-800-MEDICARE, or 1-800-633-4227 Calls to this number are free. 24 hours a day, 7 days a week.
TTY	1-877-486-2048 This number requires special telephone equipment and is only for people who have difficulties with hearing or speaking. Calls to this number are free.
WEBSITE	https://www.medicare.gov This is the official government website for Medicare. It gives you up-to-date information about Medicare and current Medicare issues. It also has information about hospitals, nursing homes, physicians, home health agencies, and dialysis facilities. It includes booklets you can print directly from your computer. You can also find Medicare contacts in your state. The Medicare website also has detailed information about your Medicare eligibility and enrollment options with the following tools: <ul style="list-style-type: none"> • Medicare Eligibility Tool: Provides Medicare eligibility status information. • Medicare Plan Finder: Provides personalized information about available Medicare prescription drug plans, Medicare health plans, and Medigap (Medicare Supplement Insurance) policies in your area. These tools provide an <i>estimate</i> of what your out-of-pocket costs might be in different Medicare plans.

Chapter 2. Important phone numbers and resources

Method	Medicare – Contact Information
WEBSITE (CONTINUED)	<p>You can also use the website to tell Medicare about any complaints you have about Tufts Medicare Preferred HMO Value No Rx:</p> <ul style="list-style-type: none"> • Tell Medicare about your complaint: You can submit a complaint about Tufts Medicare Preferred HMO Value No Rx directly to Medicare. To submit a complaint to Medicare, go to https://www.medicare.gov/MedicareComplaintForm/home.aspx. Medicare takes your complaints seriously and will use this information to help improve the quality of the Medicare program. <p>If you don't have a computer, your local library or senior center may be able to help you visit this website using its computer. Or, you can call Medicare and tell them what information you are looking for. They will find the information on the website, print it out, and send it to you. (You can call Medicare at 1-800-MEDICARE (1-800-633-4227), 24 hours a day, 7 days a week. TTY users should call 1-877-486-2048.)</p>

SECTION 3 State Health Insurance Assistance Program (free help, information, and answers to your questions about Medicare)

The State Health Insurance Assistance Program (SHIP) is a government program with trained counselors in every state. In Massachusetts, the SHIP is called SHINE (Serving the Health Insurance Needs of Everyone).

SHINE is independent (not connected with any insurance company or health plan). It is a state program that gets money from the Federal government to give free local health insurance counseling to people with Medicare.

SHINE counselors can help you with your Medicare questions or problems. They can help you understand your Medicare rights, help you make complaints about your medical care or treatment, and help you straighten out problems with your Medicare bills. SHINE counselors can also help you understand your Medicare plan choices and answer questions about switching plans.

Method	SHINE (<u>S</u>erving the <u>H</u>ealth <u>I</u>nsurance <u>N</u>eeds of <u>E</u>veryone). (Massachusetts SHIP) – Contact Information
CALL	1-800-243-4636 (1-800-AGE-INFO)

Chapter 2. Important phone numbers and resources

Method	SHINE (Serving the Health Insurance Needs of Everyone). (Massachusetts SHIP) – Contact Information
TTY	1-800-872-0166 This number requires special telephone equipment and is only for people who have difficulties with hearing or speaking.
WRITE	Executive Office of Elder Affairs, One Ashburton Place, 5 th floor, Boston, MA, 02108
WEBSITE	http://www.mass.gov/elders/healthcare/shine/serving-the-health-information-needs-of-elders.html

SECTION 4 Quality Improvement Organization (paid by Medicare to check on the quality of care for people with Medicare)

There is a designated Quality Improvement Organization for serving Medicare beneficiaries in each state. For Massachusetts, the Quality Improvement Organization is called Livanta.

Livanta has a group of doctors and other health care professionals who are paid by the Federal government. This organization is paid by Medicare to check on and help improve the quality of care for people with Medicare. Livanta is an independent organization. It is not connected with our plan.

You should contact Livanta in any of these situations:

- You have a complaint about the quality of care you have received.
- You think coverage for your hospital stay is ending too soon.
- You think coverage for your home health care, skilled nursing facility care, or Comprehensive Outpatient Rehabilitation Facility (CORF) services are ending too soon.

Chapter 2. Important phone numbers and resources

Method	Livanta (Massachusetts' Quality Improvement Organization)– Contact Information
CALL	1-866-815-5440 Hours for Complaints: Monday - Friday: 9:00 a.m. - 5:00 p.m. Hours for Appeals: Monday - Friday: 9:00 a.m. - 5:00 p.m. Weekends - Holidays: 11:00 a.m. - 3:00 p.m. 24 hour voicemail service is available
TTY	1-866-868-2289 This number requires special telephone equipment and is only for people who have difficulties with hearing or speaking.
WRITE	Livanta BFCC-QIO Program 9090 Junction Drive, Suite 10 Annapolis Junction, MD 20701
WEBSITE	bfccqioarea1.com

SECTION 5 Social Security

Social Security is responsible for determining eligibility and handling enrollment for Medicare. U.S. citizens and lawful permanent residents who are 65 or older, or who have a disability or End-Stage Renal Disease and meet certain conditions, are eligible for Medicare. If you are already getting Social Security checks, enrollment into Medicare is automatic. If you are not getting Social Security checks, you have to enroll in Medicare. Social Security handles the enrollment process for Medicare. To apply for Medicare, you can call Social Security or visit your local Social Security office.

If you move or change your mailing address, it is important that you contact Social Security to let them know.

Method	Social Security– Contact Information
CALL	1-800-772-1213 Calls to this number are free. Available 7:00 am to 7:00 pm, Monday through Friday. You can use Social Security's automated telephone services to get recorded information and conduct some business 24 hours a day.

Method	Social Security– Contact Information
TTY	1-800-325-0778 This number requires special telephone equipment and is only for people who have difficulties with hearing or speaking. Calls to this number are free. Available 7:00 am to 7:00 pm, Monday through Friday.
WEBSITE	https://www.ssa.gov

SECTION 6 Medicaid (a joint Federal and state program that helps with medical costs for some people with limited income and resources)

Medicaid is a joint Federal and state government program that helps with medical costs for certain people with limited incomes and resources. Some people with Medicare are also eligible for Medicaid.

In addition, there are programs offered through Medicaid that help people with Medicare pay their Medicare costs, such as their Medicare premiums. These “Medicare Savings Programs” help people with limited income and resources save money each year:

- **Qualified Medicare Beneficiary (QMB):** Helps pay Medicare Part A and Part B premiums, and other cost-sharing (like deductibles, coinsurance, and copayments). (Some people with QMB are also eligible for full Medicaid benefits (QMB+).)
- **Specified Low-Income Medicare Beneficiary (SLMB):** Helps pay Part B premiums. (Some people with SLMB are also eligible for full Medicaid benefits (SLMB+).)
- **Qualified Individual (QI):** Helps pay Part B premiums.
- **Qualified Disabled & Working Individuals (QDWI):** Helps pay Part A premiums.

To find out more about Medicaid and its programs, contact MassHealth.

Method	MassHealth (Massachusetts' Medicaid program)– Contact Information
CALL	1-800-841-2900 Hours: Self-service available 24 hrs/day in English and Spanish Other services available Mon-Fri 8:00 a.m. – 5:00 p.m.; Interpreter service available The MassHealth Enrollment Center (MEC) hours are Mon-Fri 8:45 a.m. – 5:00 p.m.
TTY	1-800-497-4648 This number requires special telephone equipment and is only for people who have difficulties with hearing or speaking.
WRITE	MassHealth Enrollment Center, P.O. Box 290794, Charlestown, MA 02129-0214
WEBSITE	www.mass.gov/eohhs/gov/departments/masshealth/

SECTION 7 How to contact the Railroad Retirement Board

The Railroad Retirement Board is an independent Federal agency that administers comprehensive benefit programs for the nation's railroad workers and their families. If you have questions regarding your benefits from the Railroad Retirement Board, contact the agency.

If you receive your Medicare through the Railroad Retirement Board, it is important that you let them know if you move or change your mailing address.

Method	Railroad Retirement Board – Contact Information
CALL	1-877-772-5772 Calls to this number are free. Available 9:00 am to 3:30 pm, Monday through Friday If you have a touch-tone telephone, recorded information and automated services are available 24 hours a day, including weekends and holidays.
TTY	1-312-751-4701 This number requires special telephone equipment and is only for people who have difficulties with hearing or speaking. Calls to this number are <i>not</i> free.
WEBSITE	https://secure.rrb.gov/

SECTION 8 Do you have “group insurance” or other health insurance from an employer?

If you (or your spouse) get benefits from your (or your spouse’s) employer or retiree group as part of this plan, you may call the employer/union benefits administrator or Customer Relations if you have any questions. You can ask about your (or your spouse’s) employer or retiree health benefits, premiums, or the enrollment period. (Phone numbers for Customer Relations are printed on the back cover of this booklet.) You may also call 1-800-MEDICARE (1-800-633-4227; TTY: 1-877-486-2048) with questions related to your Medicare coverage under this plan.

CHAPTER 3

*Using the plan's coverage
for your medical services*

Chapter 3. Using the plan’s coverage for your medical services

SECTION 1 Things to know about getting your medical care covered as a member of our plan 32

Section 1.1 What are “network providers” and “covered services”?..... 32

Section 1.2 Basic rules for getting your medical care covered by the plan 32

SECTION 2 Use providers in the plan’s network to get your medical care 33

Section 2.1 You must choose a Primary Care Physician (PCP) to provide and oversee your medical care 33

Section 2.2 What kinds of medical care can you get without getting approval in advance from your PCP? 35

Section 2.3 How to get care from specialists and other network providers..... 36

Section 2.4 How to get care from out-of-network providers 38

SECTION 3 How to get covered services when you have an emergency or urgent need for care or during a disaster 38

Section 3.1 Getting care if you have a medical emergency 38

Section 3.2 Getting care when you have an urgent need for services..... 40

Section 3.3 Getting care during a disaster 40

SECTION 4 What if you are billed directly for the full cost of your covered services? 41

Section 4.1 You can ask us to pay our share of the cost of covered services 41

Section 4.2 If services are not covered by our plan, you must pay the full cost..... 41

SECTION 5 How are your medical services covered when you are in a “clinical research study”? 41

Section 5.1 What is a “clinical research study”? 41

Section 5.2 When you participate in a clinical research study, who pays for what? 42

SECTION 6 Rules for getting care covered in a “religious non-medical health care institution” 43

Section 6.1	What is a religious non-medical health care institution?	43
Section 6.2	What care from a religious non-medical health care institution is covered by our plan?	44
SECTION 7	Rules for ownership of durable medical equipment	44
Section 7.1	Will you own the durable medical equipment after making a certain number of payments under our plan?	44

SECTION 1 Things to know about getting your medical care covered as a member of our plan

This chapter explains what you need to know about using the plan to get your medical care covered. It gives definitions of terms and explains the rules you will need to follow to get the medical treatments, services, and other medical care that are covered by the plan.

For the details on what medical care is covered by our plan and how much you pay when you get this care, use the benefits chart in the next chapter, Chapter 4 (*Medical Benefits Chart (what is covered and what you pay)*).

Section 1.1	What are “network providers” and “covered services”?
--------------------	---

Here are some definitions that can help you understand how you get the care and services that are covered for you as a member of our plan:

- **“Providers”** are doctors and other health care professionals licensed by the state to provide medical services and care. The term “providers” also includes hospitals and other health care facilities.
- **“Network providers”** are the doctors and other health care professionals, medical groups, hospitals, and other health care facilities that have an agreement with us to accept our payment and your cost-sharing amount as payment in full. We have arranged for these providers to deliver covered services to members in our plan. The providers in our network bill us directly for care they give you. When you see a network provider, you pay only your share of the cost for their services.
- **“Covered services”** include all the medical care, health care services, supplies, and equipment that are covered by our plan. Your covered services for medical care are listed in the benefits chart in Chapter 4.

Section 1.2	Basic rules for getting your medical care covered by the plan
--------------------	--

As a Medicare health plan, Tufts Medicare Preferred HMO Value No Rx must cover all services covered by Original Medicare and must follow Original Medicare's coverage rules.

Tufts Medicare Preferred HMO Value No Rx will generally cover your medical care as long as:

- **The care you receive is included in the plan's Medical Benefits Chart** (this chart is in Chapter 4 of this booklet).
- **The care you receive is considered medically necessary.** “Medically necessary” means that the services, supplies, or drugs are needed for the prevention, diagnosis, or treatment of your medical condition and meet accepted standards of medical practice.

- **You have a network Primary Care Physician (a PCP) who is providing and overseeing your care.** As a member of our plan, you must choose a network PCP (for more information about this, see Section 2.1 in this chapter).
 - In most situations, your network PCP must give you approval in advance before you can use other providers in the plan’s network, such as specialists, hospitals, skilled nursing facilities, or home health care agencies. This is called giving you a “referral.” For more information about this, see Section 2.3 of this chapter.
 - Referrals from your PCP are not required for emergency care or urgently needed services. There are also some other kinds of care you can get without having approval in advance from your PCP (for more information about this, see Section 2.2 of this chapter).
- **You must receive your care from a network provider** (for more information about this, see Section 2 in this chapter). In most cases, care you receive from an out-of-network provider (a provider who is not part of our plan’s network) will not be covered. *Here are three exceptions:*
 - The plan covers emergency or urgently needed services that you get from an out-of-network provider. For more information about this, and to see what emergency or urgently needed services means, see Section 3 in this chapter.
 - If you need medical care that Medicare requires our plan to cover and the providers in our network cannot provide this care, you can get this care from an out-of-network provider upon referral from your PCP. In this situation, you will pay the same as you would pay if you got the care from a network provider. For information about getting approval to see an out-of-network doctor, see Section 2.4 in this chapter.
 - The plan covers kidney dialysis services that you get at a Medicare-certified dialysis facility when you are temporarily outside the plan’s service area.

SECTION 2 Use providers in the plan’s network to get your medical care

Section 2.1	You must choose a Primary Care Physician (PCP) to provide and oversee your medical care
--------------------	--

What is a “PCP” and what does the PCP do for you?

When you become a member of our Plan, you must choose a plan provider to be your PCP. Your PCP is a physician nurse practitioner, or physician's assistant who meets state requirements and is trained to give you general basic medical care. As we explain below, you will get your routine or general medical care from your PCP. Your PCP will also coordinate referrals to other network providers such as specialists.

What types of providers may act as a PCP?

Generally, Internal Medicine, General Medicine, Geriatrician, or Family Practitioners act as PCPs. A nurse practitioner or physician's assistant may also be a PCP.

How do you get care from your PCP?

You will usually see your PCP first for most of your health care needs. Your PCP will provide most of your care and will help arrange or coordinate the rest of the covered services you get as a plan member. This includes your x-rays, laboratory tests, therapies, care from doctors who are specialists, hospital admissions, and follow-up care.

Sometimes you may need to talk with your PCP or get medical care when your PCP's office is closed. If you have a non-emergency situation and need to talk to your PCP after hours, you can call your PCP's office at any time and there will be a physician on call to help you. Hearing or speech-impaired members with TTY machines can call the Massachusetts Relay Association at TTY 1-800-439-2370 for assistance contacting your PCP after hours (the non-TTY number for the Massachusetts Relay Association is 1-800-439-0183).

What is the role of the PCP in coordinating covered services?

“Coordinating” your services includes checking or consulting with other plan providers about your care. If you need certain types of covered services or supplies, your PCP may refer you to a specialist. **Each plan PCP has certain plan specialists called a “referral circle” that s/he uses for providing medical care to you.** A referral circle is the team of specialists your PCP works with. If your PCP refers you to a specialist s/he will send you to a specialist in his/her referral circle. Not all Tufts Health Plan Medicare Preferred physicians are included in your PCP's referral circle. This means that in most cases, you will not have access to the entire Tufts Health Plan Medicare Preferred network, except in emergency or urgent care situations or for out-of-area renal dialysis or other services. Also, your PCP's referral may be time limited. In some cases, your PCP will need to get prior authorization (prior approval) from us. Since your PCP will provide and coordinate your medical care, you should have all of your past medical records sent to your PCP's office.

What is the role of the PCP in making decisions about or obtaining prior authorization?

Certain equipment and supplies require authorization from Tufts Health Plan Medicare Preferred prior to services being rendered. For out-of-network services, your PCP is responsible for obtaining an authorization or providing you with a referral depending on the services being rendered. Your PCP or other contracted provider is responsible for obtaining this authorization. Please be sure to check with your PCP or other contracted provider to be sure this authorization or referral has been provided.

How do you choose your PCP?

When you are deciding on a PCP, you may refer to our Provider Directory. Using the Doctor Search tool on our website provides the most up-to-date information. Once you have made a choice, you should call Customer Relations (see the number on the back of this booklet). A Customer Relations representative will verify that the PCP you have chosen is accepting new patients. If you are to be admitted to a particular hospital, or see a particular plan specialist check the Provider Directory, or speak with a Customer Relations representative to be sure your PCP of choice uses that hospital or makes referrals to that specialist.

Please note: If your current PCP is a Tufts Medicare Preferred HMO contracted provider, you should check to see which hospital s/he uses for Tufts Medicare Preferred HMO members. Although your PCP may have admitting privileges at a number of hospitals, s/he may use one particular hospital for Tufts Medicare Preferred HMO members, and it may be a different hospital from one you have been referred to in the past.

Changing your PCP

You may change your PCP for any reason, at any time. Also, it's possible that your PCP might leave our plan's network of providers and you would have to find a new PCP. If you change your PCP, the specialists and hospitals your new PCP refers you to may be different than the specialists and hospitals your previous PCP referred you to. In other words, your new PCP may have a different referral circle. See Section 2.3 below for more information about referral circles.

If you are making a change, the change will be effective the 1st of the following month, and you will automatically receive a new member ID card in the mail reflecting this change.

To change your PCP, call Customer Relations. When you call, be sure to tell Customer Relations if you are seeing specialists or getting other covered services that needed your PCP's approval (such as home health services and durable medical equipment). Customer Relations will help make sure that you can continue with the specialty care and other services you have been getting when you change your PCP. They will also check that the PCP you want to switch to is accepting new patients. If the PCP is accepting new patients, you will be able to make an appointment with your new PCP beginning the first of the following month. Customer Relations will change your membership record to show the name of your new PCP, and will send you a new membership card that shows the name of your new PCP. We suggest that you make an appointment with, and arrange for your records to be transferred to your new PCP.

Members with a personal online account are able to change their PCP on our website and select a new PCP within our network. For details on how to sign up for a secure personal online account call Customer Relations (see the number on the back of this booklet) or go to thmp.org/registration.

Section 2.2	What kinds of medical care can you get without getting approval in advance from your PCP?
--------------------	--

You can get the services listed below without getting approval in advance from your PCP.

- Routine women's health care, which includes breast exams, screening mammograms (x-rays of the breast), Pap tests, and pelvic exams as long as you get them from a network provider.
- Flu shots, Hepatitis B vaccinations, and pneumonia vaccinations as long as you get them from a network provider.
- Emergency services from network providers or from out-of-network providers.
- Urgently needed services from network providers or from out-of-network providers when network providers are temporarily unavailable or inaccessible (e.g., when you are temporarily outside of the plan's service area).
- Kidney dialysis services that you get at a Medicare-certified dialysis facility when you are temporarily outside the plan's service area. (If possible, please call Customer Relations before you leave the service area so we can help arrange for you to have maintenance dialysis while you are away. Phone numbers for Customer Relations are printed on the back cover of this booklet.)
- Medicare covered preventive services as long as you get them from a network provider.

Section 2.3 How to get care from specialists and other network providers

A specialist is a doctor who provides health care services for a specific disease or part of the body. There are many kinds of specialists. Here are a few examples:

- Oncologists care for patients with cancer.
- Cardiologists care for patients with heart conditions.
- Orthopedists care for patients with certain bone, joint, or muscle conditions.

What is the role of the PCP in referring members to specialists and other providers?

Generally, PCPs provide basic preventive care, and treatment for common illnesses. For services your PCP can't provide, he/she will help arrange or coordinate the rest of the covered services you get as a plan member by referring you to a specialist. Your PCP may require an office visit before issuing a referral to a specialist.

For what services will the PCP need to get prior authorization from the plan?

Certain supplies and equipment require authorization from Tufts Health Plan Medicare Preferred prior to services being rendered. For out-of-network services, your PCP is responsible for obtaining an authorization or providing you with a referral depending on the services being rendered. Your PCP or other contracted provider is responsible for obtaining this authorization. Please be sure to check with your PCP or other contracted provider to be sure this authorization or referral has been provided.

For information about which services require prior authorization, see Chapter 4, Section 2.1. You can also call Customer Relations at the number on the back of this booklet for a list of services requiring your PCP or other contracted provider to obtain prior authorizations from the Plan.

What is a “referral circle”?

Each plan PCP has certain plan specialists called a “referral circle” that s/he uses for providing medical care to you.

This means that in most cases, you will not have access to the entire Tufts Health Plan Medicare Preferred network, except in emergency or urgent care situations or for out-of-area renal dialysis or other services.

If you need certain types of covered services or supplies, your PCP must give approval in advance (such as referring you to a specialist). In some cases, your PCP will also need to get prior authorization (prior approval). Services that require prior authorization are noted with an asterisk in the Medical Benefits Chart in Chapter 4. Services that require a referral are noted within the Medical Benefits Chart in Chapter 4. Since your PCP will provide and coordinate your medical care, you should have all of your past medical records sent to your PCP's office.

What if a specialist or another network provider leaves our plan?

It is important that you know that we may make changes to the hospitals, doctors and specialists (providers) that are part of your plan during the year. There are a number of reasons why your provider might leave your plan, but if your doctor or specialist does leave your plan you have certain rights and protections summarized below:

- Even though our network of providers may change during the year, Medicare requires that we furnish you with uninterrupted access to qualified doctors and specialists.
- We will make a good faith effort to provide you with at least 30 days' notice that your provider is leaving our plan so that you have time to select a new provider.
- We will assist you in selecting a new qualified provider to continue managing your health care needs.
- If you are undergoing medical treatment you have the right to request, and we will work with you to ensure, that the medically necessary treatment you are receiving is not interrupted.
- If you believe we have not furnished you with a qualified provider to replace your previous provider or that your care is not being appropriately managed you have the right to file an appeal of our decision.
- If you find out your doctor or specialist is leaving your plan please contact us so we can assist you in finding a new provider and managing your care.

Customer Relations can help with questions or assistance in finding and selecting another provider (Customer Relations phone numbers are printed on the back cover of this booklet).

Section 2.4	How to get care from out-of-network providers
--------------------	--

Seeing an out-of-network provider requires a referral from your PCP or network provider. If you are unable to obtain that referral, you or your authorized representative may also submit a request to Tufts Health Plan Medicare Preferred for an Organizational Determination. Authorization from Tufts Health Plan Medicare Preferred may be required based on the service to be rendered. If you use out-of-network providers without a referral or authorization, payment will not be made by Tufts Health Plan Medicare Preferred. See Chapter 4 for more information.

Under limited circumstances, our plan will allow our members to see out-of-network providers. These circumstances include seeing a provider with a specialty not currently contracted with our plan. We have contracted with providers across our service area to ensure access to care for our members. You must get a referral from your network provider and receive prior authorization from the plan prior to receiving care out-of-network.

If you need medical care that Medicare requires our plan to cover and the providers in our network cannot provide that medical care, you can get this care from an out-of-network provider and/or facility. However, authorization must be obtained from the Plan prior to seeking care. In this situation, if the service is approved, you will pay the same as you would pay if you got the care from a network provider. You, your doctor, or your representative may call, write or fax our plan to make a request for authorization. For details on how to contact us, go to Chapter 2, Section 1 and look for the section called, "How to contact us when you are asking for a coverage decision about your medical care."

SECTION 3	How to get covered services when you have an emergency or urgent need for care or during a disaster
------------------	--

Section 3.1	Getting care if you have a medical emergency
--------------------	---

What is a "medical emergency" and what should you do if you have one?

A "**medical emergency**" is when you, or any other prudent layperson with an average knowledge of health and medicine, believe that you have medical symptoms that require immediate medical attention to prevent loss of life, loss of a limb, or loss of function of a limb. The medical symptoms may be an illness, injury, severe pain, or a medical condition that is quickly getting worse.

If you have a medical emergency:

- **Get help as quickly as possible.** Call 911 for help or go to the nearest emergency room or hospital. Call for an ambulance if you need it. You do *not* need to get approval or a referral first from your PCP.
- **As soon as possible, make sure that our plan has been told about your emergency.** We need to follow up on your emergency care. You or someone else should call to tell us

about your emergency care, usually within 48 hours. The phone number to call our plan is on the back of your membership card.

What is covered if you have a medical emergency?

You may get covered emergency medical care whenever you need it, anywhere in the world. Our plan covers ambulance services in situations where getting to the emergency room in any other way could endanger your health. For more information, see the Medical Benefits Chart in Chapter 4 of this booklet.

You are covered for emergency and urgently-needed services worldwide. Services received must meet the same Medicare criteria applied to emergency or urgent care services received within the United States and its territories. You are covered for worldwide emergency transportation by ambulance to go to the nearest appropriate facility that can provide care, if the service is furnished when your medical condition is such that other means of transportation could endanger your health, or if authorized by the plan.

If you have an emergency, we will talk with the doctors who are giving you emergency care to help manage and follow up on your care. The doctors who are giving you emergency care will decide when your condition is stable and the medical emergency is over.

After the emergency is over you are entitled to follow-up care to be sure your condition continues to be stable. Your follow-up care will be covered by our plan. If your emergency care is provided by out-of-network providers, we will try to arrange for network providers to take over your care as soon as your medical condition and the circumstances allow.

What if it wasn't a medical emergency?

Sometimes it can be hard to know if you have a medical emergency. For example, you might go in for emergency care – thinking that your health is in serious danger – and the doctor may say that it wasn't a medical emergency after all. If it turns out that it was not an emergency, as long as you reasonably thought your health was in serious danger, we will cover your care.

However, after the doctor has said that it was *not* an emergency, we will cover additional care *only* if you get the additional care in one of these two ways:

- You go to a network provider to get the additional care;
- – *or* – The additional care you get is considered “urgently needed services” and you follow the rules for getting this urgent care (for more information about this, see Section 3.2 below).

Section 3.2 Getting care when you have an urgent need for services

What are “urgently needed services”?

“Urgently needed services” are non-emergency, unforeseen medical illness, injury, or condition that requires immediate medical care. Urgently needed services may be furnished by network providers or by out-of-network providers when network providers are temporarily unavailable or inaccessible. The unforeseen condition could, for example, be an unforeseen flare-up of a known condition that you have.

What if you are in the plan's service area when you have an urgent need for care?

You should always try to obtain urgently needed services from network providers. However, if providers are temporarily unavailable or inaccessible and it is not reasonable to wait to obtain care from your network provider when the network becomes available, we will cover urgently needed services that you get from an out-of-network provider.

If you believe you are experiencing an urgent, unforeseen, non-emergency medical situation, please contact your PCP immediately. If you are unable to do so, or if it is impractical for you to receive care with your PCP or a plan provider, you can go to any provider or clinic that provides urgently needed care, or you can dial 911 for immediate help.

What if you are outside the plan's service area when you have an urgent need for care?

When you are outside the service area and cannot get care from a network provider, our plan will cover urgently needed services that you get from any provider.

Our plan covers urgently needed care worldwide.

Section 3.3 Getting care during a disaster

If the Governor of your state, the U.S. Secretary of Health and Human Services, or the President of the United States declares a state of disaster or emergency in your geographic area, you are still entitled to care from your plan.

Please visit the following website: www.medicare.gov/what-medicare-covers/getting-care-and-drugs-in-disasters-or-emergencies.html for information on how to obtain needed care during a disaster.

Generally, if you cannot use a network provider during a disaster, your plan will allow you to obtain care from out-of-network providers at in-network cost-sharing.

SECTION 4 What if you are billed directly for the full cost of your covered services?

Section 4.1	You can ask us to pay our share of the cost of covered services
--------------------	--

If you have paid more than your share for covered services, or if you have received a bill for the full cost of covered medical services, go to Chapter 5 (*Asking us to pay our share of a bill you have received for covered medical services*) for information about what to do.

Section 4.2	If services are not covered by our plan, you must pay the full cost
--------------------	--

Tufts Medicare Preferred HMO Value No Rx covers all medical services that are medically necessary, are listed in the plan’s Medical Benefits Chart (this chart is in Chapter 4 of this booklet), and are obtained consistent with plan rules. You are responsible for paying the full cost of services that aren’t covered by our plan, either because they are not plan covered services, or they were obtained out-of-network and were not authorized.

If you have any questions about whether we will pay for any medical service or care that you are considering, you have the right to ask us whether we will cover it before you get it. You also have the right to ask for this in writing. If we say we will not cover your services, you have the right to appeal our decision not to cover your care.

Chapter 7 (*What to do if you have a problem or complaint (coverage decisions, appeals, complaints)*) has more information about what to do if you want a coverage decision from us or want to appeal a decision we have already made. You may also call Customer Relations to get more information (phone numbers are printed on the back cover of this booklet).

For covered services that have a benefit limitation, you pay the full cost of any services you get after you have used up your benefit for that type of covered service. Paying for costs once a benefit limit has been reached will not apply toward the out-of-pocket maximum. You can call Customer Relations when you want to know how much of your benefit limit you have already used.

SECTION 5 How are your medical services covered when you are in a “clinical research study”?

Section 5.1	What is a “clinical research study”?
--------------------	---

A clinical research study (also called a “clinical trial”) is a way that doctors and scientists test new types of medical care, like how well a new cancer drug works. They test new medical care procedures or drugs by asking for volunteers to help with the study. This kind of study is one of

the final stages of a research process that helps doctors and scientists see if a new approach works and if it is safe.

Not all clinical research studies are open to members of our plan. Medicare first needs to approve the research study. If you participate in a study that Medicare has *not* approved, *you will be responsible for paying all costs for your participation in the study.*

Once Medicare approves the study, someone who works on the study will contact you to explain more about the study and see if you meet the requirements set by the scientists who are running the study. You can participate in the study as long as you meet the requirements for the study *and* you have a full understanding and acceptance of what is involved if you participate in the study.

If you participate in a Medicare-approved study, Original Medicare pays most of the costs for the covered services you receive as part of the study. When you are in a clinical research study, you may stay enrolled in our plan and continue to get the rest of your care (the care that is not related to the study) through our plan.

If you want to participate in a Medicare-approved clinical research study, you do *not* need to get approval from us or your PCP. The providers that deliver your care as part of the clinical research study do *not* need to be part of our plan's network of providers.

Although you do not need to get our plan's permission to be in a clinical research study, **you do need to tell us before you start participating in a clinical research study.**

If you plan on participating in a clinical research study, contact Customer Relations (phone numbers are printed on the back cover of this booklet) to let them know that you will be participating in a clinical trial and to find out more specific details about what your plan will pay.

Section 5.2	When you participate in a clinical research study, who pays for what?
--------------------	--

Once you join a Medicare-approved clinical research study, you are covered for routine items and services you receive as part of the study, including:

- Room and board for a hospital stay that Medicare would pay for even if you weren't in a study.
- An operation or other medical procedure if it is part of the research study.
- Treatment of side effects and complications of the new care.

Original Medicare pays most of the cost of the covered services you receive as part of the study. After Medicare has paid its share of the cost for these services, our plan will also pay for part of the costs. We will pay the difference between the cost-sharing in Original Medicare and your

cost-sharing as a member of our plan. This means you will pay the same amount for the services you receive as part of the study as you would if you received these services from our plan.

Here's an example of how the cost-sharing works: Let's say that you have a lab test that costs \$100 as part of the research study. Let's also say that your share of the costs for this test is \$20 under Original Medicare, but the test would be \$10 under our plan's benefits. In this case, Original Medicare would pay \$80 for the test and we would pay another \$10. This means that you would pay \$10, which is the same amount you would pay under our plan's benefits.

In order for us to pay for our share of the costs, you will need to submit a request for payment. With your request, you will need to send us a copy of your Medicare Summary Notices or other documentation that shows what services you received as part of the study and how much you owe. Please see Chapter 5 for more information about submitting requests for payment.

When you are part of a clinical research study, **neither Medicare nor our plan will pay for any of the following:**

- Generally, Medicare will *not* pay for the new item or service that the study is testing unless Medicare would cover the item or service even if you were *not* in a study.
- Items and services the study gives you or any participant for free.
- Items or services provided only to collect data, and not used in your direct health care. For example, Medicare would not pay for monthly CT scans done as part of the study if your medical condition would normally require only one CT scan.

Do you want to know more?

You can get more information about joining a clinical research study by reading the publication "Medicare and Clinical Research Studies" on the Medicare website (<https://www.medicare.gov>). You can also call 1-800-MEDICARE (1-800-633-4227), 24 hours a day, 7 days a week. TTY users should call 1-877-486-2048.

SECTION 6 Rules for getting care covered in a "religious non-medical health care institution"

Section 6.1	What is a religious non-medical health care institution?
--------------------	---

A religious non-medical health care institution is a facility that provides care for a condition that would ordinarily be treated in a hospital or skilled nursing facility. If getting care in a hospital or a skilled nursing facility is against a member's religious beliefs, we will instead provide coverage for care in a religious non-medical health care institution. You may choose to pursue medical care at any time for any reason. This benefit is provided only for Part A inpatient

services (non-medical health care services). Medicare will only pay for non-medical health care services provided by religious non-medical health care institutions.

Section 6.2	What care from a religious non-medical health care institution is covered by our plan?
--------------------	---

To get care from a religious non-medical health care institution, you must sign a legal document that says you are conscientiously opposed to getting medical treatment that is “non-excepted.”

- “Non-excepted” medical care or treatment is any medical care or treatment that is *voluntary* and *not required* by any federal, state, or local law.
- “Excepted” medical treatment is medical care or treatment that you get that is *not* voluntary or *is required* under federal, state, or local law.

To be covered by our plan, the care you get from a religious non-medical health care institution must meet the following conditions:

- The facility providing the care must be certified by Medicare.
- Our plan's coverage of services you receive is limited to *non-religious* aspects of care.
- If you get services from this institution that are provided to you in a facility, the following conditions apply:
 - You must have a medical condition that would allow you to receive covered services for inpatient hospital care or skilled nursing facility care;
 - – *and* – You must get approval in advance from our plan before you are admitted to the facility or your stay will not be covered.

Medicare coverage limits apply as described in Chapter 4 under ‘Inpatient Hospital Care’.

SECTION 7	Rules for ownership of durable medical equipment
------------------	---

Section 7.1	Will you own the durable medical equipment after making a certain number of payments under our plan?
--------------------	---

Durable medical equipment (DME) includes items such as oxygen equipment and supplies, wheelchairs, walkers, powered mattress systems, crutches, diabetic supplies, speech generating devices, IV infusion pumps, nebulizers, and hospital beds ordered by a provider for use in the home. The member always owns certain items, such as prosthetics. In this section, we discuss other types of DME that you must rent.

In Original Medicare, people who rent certain types of DME own the equipment after paying copayments for the item for 13 months. As a member of Tufts Medicare Preferred HMO Value

No Rx, however, you usually will not acquire ownership of rented DME items no matter how many copayments you make for the item while a member of our plan. Under certain limited circumstances we will transfer ownership of the DME item to you. Call Customer Relations (phone numbers are printed on the back cover of this booklet) to find out about the requirements you must meet and the documentation you need to provide.

What happens to payments you made for durable medical equipment if you switch to Original Medicare?

If you did not acquire ownership of the DME item while in our plan, you will have to make 13 new consecutive payments after you switch to Original Medicare in order to own the item. Payments you made while in our plan do not count toward these 13 consecutive payments.

If you made fewer than 13 payments for the DME item under Original Medicare *before* you joined our plan, your previous payments also do not count toward the 13 consecutive payments. You will have to make 13 new consecutive payments after you return to Original Medicare in order to own the item. There are no exceptions to this case when you return to Original Medicare.

CHAPTER 4

*Medical Benefits Chart
(what is covered and
what you pay)*

Chapter 4. Medical Benefits Chart (what is covered and what you pay)

SECTION 1	Understanding your out-of-pocket costs for covered services	48
Section 1.1	Types of out-of-pocket costs you may pay for your covered services	48
Section 1.2	What is the most you will pay for Medicare Part A and Part B covered medical services?.....	48
Section 1.3	Our plan does not allow providers to “balance bill” you.....	49
SECTION 2	Use the <i>Medical Benefits Chart</i> to find out what is covered for you and how much you will pay	50
Section 2.1	Your medical benefits and costs as a member of the plan.....	50
Section 2.2	Extra “optional supplemental” benefits you can buy.....	86
SECTION 3	What services are not covered by the plan?.....	97
Section 3.1	Services we do <i>not</i> cover (exclusions).....	97

SECTION 1 Understanding your out-of-pocket costs for covered services

This chapter focuses on your covered services and what you pay for your medical benefits. It includes a Medical Benefits Chart that lists your covered services and shows how much you will pay for each covered service as a member of Tufts Medicare Preferred HMO Value No Rx. Later in this chapter, you can find information about medical services that are not covered. It also explains limits on certain services.

Section 1.1 Types of out-of-pocket costs you may pay for your covered services
--

To understand the payment information we give you in this chapter, you need to know about the types of out-of-pocket costs you may pay for your covered services.

- A **“copayment”** is the fixed amount you pay each time you receive certain medical services. You pay a copayment at the time you get the medical service. (The Medical Benefits Chart in Section 2 tells you more about your copayments.)
- **“Coinsurance”** is the percentage you pay of the total cost of certain medical services. You pay a coinsurance at the time you get the medical service. (The Medical Benefits Chart in Section 2 tells you more about your coinsurance.)

Most people who qualify for Medicaid or for the Qualified Medicare Beneficiary (QMB) program should never pay deductibles, copayments or coinsurance. Be sure to show your proof of Medicaid or QMB eligibility to your provider, if applicable. If you think that you are being asked to pay improperly, contact Customer Relations.

Section 1.2 What is the most you will pay for Medicare Part A and Part B covered medical services?
--

Because you are enrolled in a Medicare Advantage Plan, there is a limit to how much you have to pay out-of-pocket each year for in-network medical services that are covered under Medicare Part A and Part B (see the Medical Benefits Chart in Section 2, below). This limit is called the maximum out-of-pocket amount for medical services.

As a member of Tufts Medicare Preferred HMO Value No Rx, the most you will have to pay out-of-pocket for in-network covered Part A and Part B services in 2018 is \$3,400. The amounts you pay for copayments and coinsurance for in-network covered services count toward this maximum out-of-pocket amount. (The amount you pay for your plan premium does not count toward your maximum out-of-pocket amount.) If you reach the maximum out-of-pocket amount of \$3,400, you will not have to pay any out-of-pocket costs for the rest of the year for in-network

Chapter 4. Medical Benefits Chart (what is covered and what you pay)

covered Part A and Part B services. However, you must continue to pay your plan premium and the Medicare Part B premium (unless your Part B premium is paid for you by Medicaid or another third party).

Section 1.3	Our plan does not allow providers to “balance bill” you
--------------------	--

As a member of Tufts Medicare Preferred HMO Value No Rx, an important protection for you is that you only have to pay your cost-sharing amount when you get services covered by our plan. We do not allow providers to add additional separate charges, called “balance billing.” This protection (that you never pay more than your cost-sharing amount) applies even if we pay the provider less than the provider charges for a service and even if there is a dispute and we don’t pay certain provider charges.

Here is how this protection works.

- If your cost-sharing is a copayment (a set amount of dollars, for example, \$15.00), then you pay only that amount for any covered services from a network provider.
- If your cost-sharing is a coinsurance (a percentage of the total charges), then you never pay more than that percentage. However, your cost depends on which type of provider you see:
 - If you receive the covered services from a network provider, you pay the coinsurance percentage multiplied by the plan’s reimbursement rate (as determined in the contract between the provider and the plan).
 - If you receive the covered services from an out-of-network provider who participates with Medicare, you pay the coinsurance percentage multiplied by the Medicare payment rate for participating providers. (Remember, the plan covers services from out-of-network providers only in certain situations, such as when you get a referral.)
 - If you receive the covered services from an out-of-network provider who does not participate with Medicare, you pay the coinsurance percentage multiplied by the Medicare payment rate for non-participating providers. (Remember, the plan covers services from out-of-network providers only in certain situations, such as when you get a referral.)
- If you believe a provider has “balance billed” you, call Customer Relations (phone numbers are printed on the back cover of this booklet).

SECTION 2 Use the *Medical Benefits Chart* to find out what is covered for you and how much you will pay

Section 2.1 Your medical benefits and costs as a member of the plan

The Medical Benefits Chart on the following pages lists the services Tufts Medicare Preferred HMO Value No Rx covers and what you pay out-of-pocket for each service. The services listed in the Medical Benefits Chart are covered only when the following coverage requirements are met:

- Your Medicare covered services must be provided according to the coverage guidelines established by Medicare.
- Your services (including medical care, services, supplies, and equipment) *must* be medically necessary. “Medically necessary” means that the services, supplies, or drugs are needed for the prevention, diagnosis, or treatment of your medical condition and meet accepted standards of medical practice.
- You receive your care from a network provider. In most cases, care you receive from an out-of-network provider will not be covered. Chapter 3 provides more information about requirements for using network providers and the situations when we will cover services from an out-of-network provider.
- You have a Primary Care Physician (a PCP) who is providing and overseeing your care. In most situations, your PCP must give you approval in advance before you can see other providers in the plan’s network. This is called giving you a “referral.” Chapter 3 provides more information about getting a referral and the situations when you do not need a referral.
- Some of the services listed in the Medical Benefits Chart are covered *only* if your doctor or other network provider gets approval in advance (sometimes called “prior authorization”) from us. Covered services that need approval in advance are marked in the Medical Benefits Chart by an asterisk.

Other important things to know about our coverage:


- Like all Medicare health plans, we cover everything that Original Medicare covers. For some of these benefits, you pay *more* in our plan than you would in Original Medicare. For others, you pay *less*. (If you want to know more about the coverage and costs of Original Medicare, look in your *Medicare & You 2018 Handbook*. View it online at <https://www.medicare.gov> or ask for a copy by calling 1-800-MEDICARE (1-800-633-4227), 24 hours a day, 7 days a week. TTY users should call 1-877-486-2048.)
- For all preventive services that are covered at no cost under Original Medicare, we also cover the service at no cost to you. However, if you also are treated or monitored for an existing medical condition during the visit when you receive the preventive service, a copayment will apply for the care received for the existing medical condition.

Chapter 4. Medical Benefits Chart (what is covered and what you pay)

- Sometimes, Medicare adds coverage under Original Medicare for new services during the year. If Medicare adds coverage for any services during 2018, either Medicare or our plan will cover those services.

 You will see this apple next to the preventive services in the benefits chart.

Medical Benefits Chart



Services that are covered for you	What you must pay when you get these services
<p> Abdominal aortic aneurysm screening A one-time screening ultrasound for people at risk. The plan only covers this screening if you have certain risk factors and if you get a referral for it from your physician, physician assistant, nurse practitioner, or clinical nurse specialist.</p>	<p>There is no coinsurance, copayment, or deductible for members eligible for this preventive screening.</p>
<p>Acupuncture Acupuncture services when provided by a licensed acupuncturist. Acupuncture services are eligible for reimbursement under the annual Wellness Allowance benefit. See additional details regarding the Wellness Allowance outlined in the Health and Wellness Education programs section of this chart.</p>	<p>Plan reimburses you up to \$150 each calendar year towards your cost for membership in a qualified health club or fitness facility, covered instructional fitness classes, participation in wellness programs such as Matter of Balance, Chronic Disease self-management, diabetes workshop, Healthy Eating for Successful Living, Healthy IDEAs, Powerful Tools for Caregivers, Arthritis Foundation Exercise, Enhance Wellness, Fit For Your Life, AAA Senior Driving, memory fitness activities, acupuncture, and/or covered nutritional counseling sessions with a licensed nutritional counselor or registered dietician. You pay all charges over \$150 per calendar year.</p>

Chapter 4. Medical Benefits Chart (what is covered and what you pay)





Services that are covered for you	What you must pay when you get these services
	<p>Reimbursement requests must be received by Tufts Health Plan Medicare Preferred by no later than March 31st of the following year.</p>
<p>Ambulance services</p> <ul style="list-style-type: none"> • Covered ambulance services include fixed wing, rotary wing, and ground ambulance services, to the nearest appropriate facility that can provide care only if they are furnished to a member whose medical condition is such that other means of transportation could endanger the person’s health or if authorized by the plan. • Non-emergency transportation by ambulance is appropriate if it is documented that the member’s condition is such that other means of transportation could endanger the person’s health and that transportation by ambulance is medically required. * 	<p>You pay \$225 for Medicare-covered ambulance services per day.</p> <p>According to Medicare guidelines, emergency and non-emergency ambulance services are covered based on medical necessity. If your condition qualifies for coverage, you will pay the copayment listed above.</p> <p>If your condition does not meet Medicare criteria and you utilize the ambulance service, you will then be responsible for the entire cost.</p> <p>If you have questions about coverage for ambulance services, please contact Customer Relations.</p>

* Prior authorization from Tufts Health Plan Medicare Preferred may be required for non-emergency transportation.


Chapter 4. Medical Benefits Chart (what is covered and what you pay)

Services that are covered for you	What you must pay when you get these services
	Wheelchair van (chair car) transportation is not covered even if provided by an ambulance company.
<p>Annual physical exam</p> <p>The Annual Physical Exam is a more comprehensive examination than an annual wellness visit. Services will include the following: bodily systems examinations, such as heart, lung, head and neck, and neurological system; measurement and recording of vital signs such as blood pressure, heart rate, and respiratory rate; a complete prescription medication review; and a review of any recent hospitalizations. Covered once every calendar year.</p>	You pay \$0 for an annual physical. If you receive services that address a medical condition during the same office visit, additional cost share may apply.
<p> Annual wellness visit</p> <p>If you've had Part B for longer than 12 months, you can get an annual wellness visit to develop or update a personalized prevention plan based on your current health and risk factors. This is covered once every 12 months.</p> <p>Note: Your first annual wellness visit can't take place within 12 months of your "Welcome to Medicare" preventive visit. However, you don't need to have had a "Welcome to Medicare" visit to be covered for annual wellness visits after you've had Part B for 12 months.</p>	There is no coinsurance, copayment, or deductible for the annual wellness visit. However, if you also are treated or monitored for an existing medical condition during the visit when you receive the preventive service, a copayment will apply for the care received for the existing medical condition.
<p> Bone mass measurement</p> <p>For qualified individuals (generally, this means people at risk of losing bone mass or at risk of osteoporosis), the following services are covered every 24 months or more frequently if medically necessary: procedures to identify bone mass, detect bone loss, or determine bone quality, including a physician's interpretation of the results.</p>	There is no coinsurance, copayment, or deductible for Medicare-covered bone mass measurement.




Chapter 4. Medical Benefits Chart (what is covered and what you pay)

Services that are covered for you	What you must pay when you get these services
<p> Breast cancer screening (mammograms)</p> <p>Covered services include:</p> <ul style="list-style-type: none"> • One baseline mammogram between the ages of 35 and 39 • One screening mammogram every 12 months for women age 40 and older • Clinical breast exams once every 24 months 	<p>There is no coinsurance, copayment, or deductible for covered screening mammograms.</p>
<p>Cardiac rehabilitation services</p> <p>Comprehensive programs of cardiac rehabilitation services (outpatient) that include exercise, education, and counseling are covered for members who meet certain conditions with a doctor's order. The plan also covers intensive cardiac rehabilitation programs (inpatient) that are typically more rigorous or more intense than cardiac rehabilitation programs.</p>	<p>You pay \$0 for Medicare-covered services.</p>
<p> Cardiovascular disease risk reduction visit (therapy for cardiovascular disease)</p> <p>We cover one visit per year with your primary care doctor to help lower your risk for cardiovascular disease. During this visit, your doctor may discuss aspirin use (if appropriate), check your blood pressure, and give you tips to make sure you're eating well.</p>	<p>There is no coinsurance, copayment, or deductible for the intensive behavioral therapy cardiovascular disease preventive benefit.</p>
<p> Cardiovascular disease testing</p> <p>Blood tests for the detection of cardiovascular disease (or abnormalities associated with an elevated risk of cardiovascular disease) once every 5 years (60 months).</p>	<p>There is no coinsurance, copayment, or deductible for cardiovascular disease testing that is covered once every 5 years.</p>
<p> Cervical and vaginal cancer screening</p> <p>Covered services include:</p> <ul style="list-style-type: none"> • For all women: Pap tests and pelvic exams are covered once every 24 months • If you are at high risk of cervical or vaginal cancer or you are of childbearing age and have had an abnormal Pap test within the past 3 years: one Pap test every 12 months 	<p>There is no coinsurance, copayment, or deductible for Medicare-covered preventive Pap and pelvic exams.</p>

Chapter 4. Medical Benefits Chart (what is covered and what you pay)

Services that are covered for you	What you must pay when you get these services
<p>Chiropractic services Covered services include:</p> <ul style="list-style-type: none"> • Manual manipulation of the spine to correct subluxation <p>Additional coverage provided by Tufts Medicare Preferred HMO Value No Rx:</p> <ul style="list-style-type: none"> • Chiropractic initial evaluation covered once per calendar year 	<p>You pay \$15 for each Medicare-covered visit</p> <p>You pay \$15 for the initial chiropractic evaluation.</p> <p>Before you receive services you must first obtain a referral from your PCP.</p> <p>Other forms of chiropractic care are not covered benefits. See Chapter 4, Section 3.1 for services excluded from coverage.</p>
<p> Colorectal cancer screening For people 50 and older, the following are covered:</p> <ul style="list-style-type: none"> • Flexible sigmoidoscopy (or screening barium enema as an alternative) every 48 months <p>One of the following every 12 months:</p> <ul style="list-style-type: none"> • Guaiac-based fecal occult blood test (gFOBT) • Fecal immunochemical test (FIT) <p>DNA based colorectal screening every 3 years</p> <p>For people at high risk of colorectal cancer, we cover:</p> <ul style="list-style-type: none"> • Screening colonoscopy (or screening barium enema as an alternative) every 24 months <p>For people not at high risk of colorectal cancer, we cover:</p> <ul style="list-style-type: none"> • Screening colonoscopy every 10 years (120 months), but not within 48 months of a screening sigmoidoscopy 	<p>There is no coinsurance, copayment, or deductible for a Medicare-covered colorectal cancer screening exam.</p>
<p>Dental services</p> <p>In general, preventive dental services (such as cleaning, routine dental exams, and dental x-rays) are not covered by Original Medicare. We cover: Medicare Covered services by a dentist or</p>	<p>You pay \$25 for each Medicare-covered office visit.</p>

Chapter 4. Medical Benefits Chart (what is covered and what you pay)

Services that are covered for you	What you must pay when you get these services
<p>oral surgeon that are limited to surgery of the jaw or related structures, setting fractures of the jaw or facial bones, extraction of teeth to prepare the jaw for radiation treatments of neoplastic disease, or services that would be covered when provided by a doctor</p>	<p>See “Inpatient Hospital Care” and “Outpatient Services/Surgery” in this chart for cost sharing you pay when services are received in a hospital or ambulatory surgical facility.</p>
<p> Depression screening</p> <p>We cover one screening for depression per year. The screening must be done in a primary care setting that can provide follow-up treatment and referrals.</p>	<p>There is no coinsurance, copayment, or deductible for an annual depression screening visit.</p>
<p> Diabetes screening</p> <p>We cover this screening (includes fasting glucose tests) if you have any of the following risk factors: high blood pressure (hypertension), history of abnormal cholesterol and triglyceride levels (dyslipidemia), obesity, or a history of high blood sugar (glucose). Tests may also be covered if you meet other requirements, like being overweight and having a family history of diabetes.</p> <p>Based on the results of these tests, you may be eligible for up to two diabetes screenings every 12 months.</p>	<p>There is no coinsurance, copayment, or deductible for the Medicare covered diabetes screening tests.</p>
<p> Diabetes self-management training, diabetic services and supplies</p> <p>For all people who have diabetes (insulin and non-insulin users). Covered services include:</p> <ul style="list-style-type: none"> • Supplies to monitor your blood glucose: Blood glucose monitor, blood glucose test strips, lancet devices and lancets, and glucose-control solutions for checking the accuracy of test strips and monitors • For people with diabetes who have severe diabetic foot disease: One pair per calendar year of therapeutic custom-molded shoes (including inserts provided with such shoes) and two additional pairs of inserts, or one pair of depth shoes and three pairs of inserts (not including the non-customized removable inserts provided with such shoes). Coverage 	<p>You pay \$0 for Medicare-covered services.</p> <p>Coverage for blood glucose monitors, blood glucose tests strips, and glucose-control solutions is limited to the One Touch products manufactured by Lifescan, Inc. Please note, there is no preferred brand for lancets.</p> <p>If you are also treated or</p>

Chapter 4. Medical Benefits Chart (what is covered and what you pay)


Services that are covered for you	What you must pay when you get these services
<p>includes fitting.</p> <ul style="list-style-type: none"> • Diabetes self-management training is covered under certain conditions • For persons at risk of diabetes: Fasting plasma glucose tests as medically necessary. • For foot care services related to diabetes, see podiatry services in this benefit chart. 	<p>monitored for an existing medical condition during the visit when you receive services, a copayment will apply for the care received for the existing medical condition.</p> <p>You must first obtain a prescription from your PCP or physician treating your diabetes for covered diabetic supplies (including therapeutic custom-molded shoes).</p> <p>Before you receive diabetes self-management training services you must first obtain a referral from your PCP.</p>
<p>Durable medical equipment (DME) and related supplies* (For a definition of “durable medical equipment,” see Chapter 10 of this booklet.)</p> <p>Covered items include, but are not limited to: wheelchairs, crutches, powered mattress systems, diabetic supplies, hospital beds ordered by a provider for use in the home, IV infusion pumps, speech generating devices, oxygen equipment, nebulizers, and walkers.</p> <p>We cover all medically necessary durable medical equipment</p>	<p>You pay 10% coinsurance for Medicare-covered items and related supplies.</p> <p>Qualification for each item is dependent on the listed criteria.</p>

* Except in an emergency, prior authorization from Tufts Health Plan Medicare Preferred may be required before you obtain certain durable medical equipment and supplies.

Chapter 4. Medical Benefits Chart (what is covered and what you pay)

Services that are covered for you	What you must pay when you get these services
<p>covered by Original Medicare. If our supplier in your area does not carry a particular brand or manufacturer, you may ask them if they can special order it for you.</p> <p>Additional items covered by Tufts Health Plan Medicare Preferred: Bathroom Safety Equipment</p> <p>The following Bathroom Safety Equipment is covered for members who have a functional impairment when having the item will improve safety (installation not covered):</p> <ul style="list-style-type: none"> • Standard Raised Toilet Seat: 1 per member every 5 years • Standard Bathroom Grab Bars: Up to 2 per member every 5 years • Standard Tub Seat: 1 per member every 5 years 	<p>You pay 10% coinsurance for bathroom safety equipment upon written prescription from a network physician to a network DME or Orthotics and Prosthetics (O&P) supplier in your PCP's referral circle.</p> <p>Qualification for each item is dependent on the listed criteria.</p>
<p>Emergency care</p> <p>Emergency care refers to services that are:</p> <ul style="list-style-type: none"> • Furnished by a provider qualified to furnish emergency services, and • Needed to evaluate or stabilize an emergency medical condition. <p>A medical emergency is when you, or any other prudent layperson with an average knowledge of health and medicine, believe that you have medical symptoms that require immediate medical attention to prevent loss of life, loss of a limb, or loss of function of a limb. The medical symptoms may be an illness, injury, severe pain, or a medical condition that is quickly getting worse.</p> <p>Cost sharing for necessary emergency services furnished out-of-network is the same as for such services furnished in-network.</p> <p>Your plan includes worldwide coverage for emergency care.</p>	<p>You pay \$100 for each Medicare-covered emergency room visit.</p> <p>You do not pay this amount if you are admitted as an inpatient to the hospital within 24 hours for the same condition (refer to Inpatient Hospital Care in this section for the hospital cost share that applies instead.) If you are held for observation, the \$100 copayment still applies.</p> <p>In some cases, you may have to pay an additional co-payment for the services provided by certain providers in the emergency room.</p> <p>If you receive emergency</p>


Chapter 4. Medical Benefits Chart (what is covered and what you pay)

Services that are covered for you	What you must pay when you get these services
	<p>care at an out-of-network hospital and need inpatient care after your emergency condition is stabilized, you must have your inpatient care at the out-of-network hospital authorized by the plan and your cost is the cost-sharing you would pay at a network hospital.</p>
<p> Health and wellness education programs</p> <p>Programs focused on clinical health conditions.</p> <p><u>Wellness Allowance</u></p> <ul style="list-style-type: none"> • Participation in instructional fitness classes such as yoga, Pilates, Tai Chi and aerobics. • Membership in a qualified health club or fitness facility. A qualified health club or fitness facility provides cardiovascular and strength training exercise equipment on site and will include an orientation to the facility and the equipment for each member. This benefit does not cover membership fees you pay to non-qualified health clubs or fitness facilities, including but not limited to, martial arts centers; gymnastics facilities; country clubs, sports clubs and social clubs; and for sports activities such as golf and tennis. • Visits to a licensed acupuncturist. • Visits to a licensed nutritional counselor or registered dietician for nutritional counseling services <p>Participation in:</p> <ul style="list-style-type: none"> • an instructor led “Matter of Balance” program • a Chronic Disease Self-Management Program • the Diabetes workshop program • the Healthy Eating for Successful Living program • the Healthy IDEAS program • Powerful Tools for Caregivers 	<p>Plan reimburses you up to \$150 each calendar year towards your cost for membership in a qualified health club or fitness facility, covered instructional fitness classes, participation in wellness programs such as Matter of Balance, Chronic Disease self-management, diabetes workshop, Healthy Eating for Successful Living, Healthy IDEAs, Powerful Tools for Caregivers, Arthritis Foundation Exercise, Enhance Wellness, Fit For Your Life program, AAA Senior Driving program, memory fitness activities, acupuncture and/or covered nutritional counseling sessions with a licensed nutritional counselor or</p>

Chapter 4. Medical Benefits Chart (what is covered and what you pay)

Services that are covered for you	What you must pay when you get these services
<ul style="list-style-type: none"> • the Arthritis Foundation Exercise program • the Enhance Wellness program including memory fitness activities • the Fit for Your Life program • the AAA Senior Driving program <p>To obtain this reimbursement please submit a Wellness Allowance reimbursement form along with proof of payment and any additional information outlined on the form. Call Customer Relations to request a reimbursement form or go to our website thmp.org. Send the completed form with any required documents to the address shown on the form. If you have any questions, contact Customer Relations.</p>	<p>registered dietician. You pay all charges over \$150 per calendar year.</p> <p>Reimbursement requests must be received by Tufts Health Plan Medicare Preferred by no later than March 31st of the following year.</p>
<p><u>SilverSneakers® Fitness</u> (available to Tufts Medicare Preferred HMO Value No Rx members who live in Worcester County only)</p> <p>SilverSneakers includes a fitness membership with access to all basic amenities plus group exercise classes designed to improve muscular strength and endurance, mobility, flexibility, range of motion, balance, agility and coordination. SilverSneakers also offers FLEX™ classes including tai chi and yoga in neighborhood locations such as medical campuses, older-adult living communities and parks. At-home exercise kits are available for SilverSneakers members, including those who have a disability, are recovering from a medical procedure or illness, live in a rural area or experience traffic difficulties and can't make it to a fitness center. Eligible plan members should visit thmp.org for more information and to get started. To find SilverSneakers fitness locations and FLEX classes, eligible plan members can visit silversneakers.com or call 1-866-584-7389 (TTY: 711), Monday through Friday, 8 a.m. to 8 p.m. ET.</p>	<p>You pay \$0 for this program (applies to Tufts Medicare Preferred HMO Value No Rx members who live in Worcester County only).</p>
<p><u>Weight Management Programs</u></p> <p>The Plan will cover program fees for weight loss programs such as WeightWatchers, Jenny Craig, iDiet, or a hospital-based weight loss program. This benefit does not cover costs for pre-packaged meals/foods, books, videos, scales, or other items or supplies.</p> <p>To obtain this reimbursement, please submit a Weight Management reimbursement form along with proof of payment and any additional information outlined on the form. Call Customer Relations to request a reimbursement form or go to our</p>	<p>The Plan will reimburse members up to an annual maximum of \$150 towards program fees for weight loss programs.</p> <p>Reimbursement requests must be received by Tufts</p>

Chapter 4. Medical Benefits Chart (what is covered and what you pay)

Services that are covered for you	What you must pay when you get these services
<p>website thmp.org. Send the completed form with any required documents to the address shown on the form. If you have any questions, contact Customer Relations.</p>	<p>Health Plan Medicare Preferred by no later than March 31st of the following year.</p>
<p>Hearing services</p> <p>Diagnostic hearing and balance evaluations performed by your provider to determine if you need medical treatment are covered as outpatient care when furnished by a physician, audiologist, or other qualified provider.</p> <ul style="list-style-type: none"> • Diagnostic hearing exams. • Routine hearing test every calendar year. • Hearing Aids reimbursement (\$500 allowance every three years) <p>To obtain the hearing aid reimbursement, please submit a member reimbursement form along with proof of payment and any additional information outlined on the form. Call Customer Relations to request a reimbursement form or go to our website thmp.org. Send the completed form with any required documents to the address shown on the form. If you have any questions, contact Customer Relations.</p>	<p>You pay \$25 for a Medicare-covered hearing exam.</p> <p>Before you receive a diagnostic hearing exam from a specialist you must first obtain a referral from your PCP.</p> <p>You pay \$25 for an annual routine hearing test.</p> <p>No referral is required for an annual routine hearing test, but you must use a Plan provider.</p> <p>You pay all charges over the \$500 hearing aid allowance provided every three years.</p>
<p> HIV screening</p> <p>For people who ask for an HIV screening test or who are at increased risk for HIV infection, we cover:</p> <ul style="list-style-type: none"> • One screening exam every 12 months <p>For women who are pregnant, we cover:</p> <ul style="list-style-type: none"> • Up to three screening exams during a pregnancy 	<p>There is no coinsurance, copayment, or deductible for members eligible for Medicare-covered preventive HIV screening.</p>
<p>Home health agency care</p> <p>Prior to receiving home health services, a doctor must certify that you have a skilled need and order home health services to be</p>	<p>You pay \$0 for Medicare-covered home health care</p>

Chapter 4. Medical Benefits Chart (what is covered and what you pay)


Services that are covered for you	What you must pay when you get these services
<p>provided by a home health agency. You must be homebound, which means leaving home is a major effort.</p> <p>Covered services include, but are not limited to:</p> <ul style="list-style-type: none"> • Part-time or intermittent skilled nursing and home health aide services (To be covered under the home health care benefit, your skilled nursing and home health aide services combined must total fewer than 8 hours per day and fewer than 35 hours per week) • Home Health Aide services without any other skilled services in place are not covered • Medicare guidelines do not allow for coverage of block Home Health Care services such as continuous Home Health Aide or Skilled Nursing for more than 2 hours at a time • Physical therapy, occupational therapy, and speech therapy • Medical and social services • Medical equipment and supplies 	<p>services, including home infusion therapy services. (See physical therapy copay below).</p> <p>You pay \$20 for each physical therapy visit provided in the home.</p>
<p>Home infusion therapy* provided in the home by a home infusion therapy provider when your prescription is written by an authorized prescriber and administered in accordance with Plan guidelines.</p> <p>Covered services include certain intravenous medications, biologicals, intrathecal and epidural infusions, and total parenteral nutrition formulas, and the necessary supplies, equipment and skilled nursing visits to administer these medications.</p>	<p>You pay \$0 for Medicare-covered home infusion therapy services.</p> <p>Your Provider Directory lists home infusion providers in our network</p>
<p>Tufts Medicare Preferred HMO Value No Rx covers the following Part D home infusion drugs as part of a bundled service under the home infusion benefit: intravenous antibiotics and intravenous immunoglobulins.</p>	

* Except in an emergency, prior authorization from Tufts Health Plan Medicare Preferred is required before you get this service.

Chapter 4. Medical Benefits Chart (what is covered and what you pay)

Services that are covered for you	What you must pay when you get these services
<p>Hospice care</p> <p>You may receive care from any Medicare-certified hospice program. You are eligible for the hospice benefit when your doctor and the hospice medical director have given you a terminal prognosis certifying that you're terminally ill and have 6 months or less to live if your illness runs its normal course. Your hospice doctor can be a network provider or an out-of-network provider.</p> <p>Covered services include:</p> <ul style="list-style-type: none"> • Drugs for symptom control and pain relief • Short-term respite care • Home care <p><u>For hospice services and for services that are covered by Medicare Part A or B and are related to your terminal prognosis:</u> Original Medicare (rather than our plan) will pay for your hospice services and any Part A and Part B services related to your terminal prognosis. While you are in the hospice program, your hospice provider will bill Original Medicare for the services that Original Medicare pays for.</p> <p><u>For services that are covered by Medicare Part A or B and are not related to your terminal prognosis:</u> If you need non-emergency, non-urgently needed services that are covered under Medicare Part A or B and that are not related to your terminal prognosis, your cost for these services depends on whether you use a provider in our plan's network:</p> <ul style="list-style-type: none"> • If you obtain the covered services from a network provider, you only pay the plan cost-sharing amount for in-network services • If you obtain the covered services from an out-of-network provider, you pay the cost-sharing under Fee-for-Service Medicare (Original Medicare) <p><u>For services that are covered by Tufts Medicare Preferred HMO Value No Rx but are not covered by Medicare Part A or B:</u> Tufts Medicare Preferred HMO Value No Rx will continue to cover plan-covered services that are not covered under Part A or B whether or not they are related to your terminal prognosis. You pay your plan cost-sharing amount for these services.</p>	<p>When you enroll in a Medicare-certified hospice program, your hospice services and your Part A and Part B services related to your terminal prognosis are paid for by Original Medicare, not Tufts Medicare Preferred HMO Value No Rx.</p>
<p>Note: If you need non-hospice care (care that is not related to your terminal prognosis), you should contact us to arrange the services.</p>	

Chapter 4. Medical Benefits Chart (what is covered and what you pay)


Services that are covered for you	What you must pay when you get these services
<p> Immunizations</p> <p>Covered Medicare Part B services include:</p> <ul style="list-style-type: none"> • Pneumonia vaccine • Flu shots, once a year in the fall or winter • Hepatitis B vaccine if you are at high or intermediate risk of getting Hepatitis B • Other vaccines if you are at risk and they meet Medicare Part B coverage rules 	<p>There is no coinsurance, copayment, or deductible for the pneumonia, influenza, and Hepatitis B vaccines.</p>
<p>In-home Safety Assessment</p> <p>Additional service covered by Tufts Health Plan Medicare Preferred</p> <p>The in-home safety assessment is performed when recommended by the member's PCP or Case Manager. This assessment is for members who do not qualify for Original Medicare's in-home safety assessment. The in-home safety assessment includes evaluating a member's risk for a fall by evaluating:</p> <ol style="list-style-type: none"> 1. The Get up and Go test 2. Review of medications 3. A detailed history of falls, balance problems or incontinence 4. An evaluation of whether pain or joint problems may contribute to fall risk 5. A vision screening and hearing screening 6. Assessment of common rooms in the house (living room, kitchen, bedroom and bathroom) for environmental risks (throw rugs, cords, lighting, handrails) 	<p>You pay \$0 for an in-home safety assessment.</p> <p>No referral is required for this service, but you must obtain the in-home safety assessment from a Plan provider.</p>
<p>Inpatient hospital care</p> <p>Includes inpatient acute, inpatient rehabilitation, long-term care hospitals and other types of inpatient hospital services. Inpatient hospital care starts the day you are formally admitted to the hospital with a doctor's order. The day before you are discharged is your last inpatient day.</p> <p>For care in a <u>general acute care hospital</u>, you are covered for as many days as medically necessary: there is no limit. Medicare benefit periods do not apply to acute hospital stays.</p>	<p><u>Inpatient hospital care</u></p> <p>Each time you are admitted to an acute care hospital, you pay \$200 per day for days 1-5 and \$0 after day 5. This</p>

Chapter 4. Medical Benefits Chart (what is covered and what you pay)


Services that are covered for you	What you must pay when you get these services
<p><u>For care in a rehabilitation or long-term acute care hospital</u> you are covered up to 90 days each benefit period. You may use your 60-lifetime reserve days to supplement care in a rehabilitation or long-term hospital. Coverage is limited by prior, partial, or complete use of these days, which may only be used once in a lifetime.</p> <p>Covered services include but are not limited to:</p> <ul style="list-style-type: none"> • Semi-private room (or a private room if medically necessary) • Meals including special diets • Regular nursing services • Costs of special care units (such as intensive care or coronary care units) • Drugs and medications • Lab tests • X-rays and other radiology services • Necessary surgical and medical supplies • Use of appliances, such as wheelchairs • Operating and recovery room costs • Physical, occupational, and speech language therapy • Inpatient substance abuse services • Under certain conditions, the following types of transplants are covered: corneal, kidney, kidney-pancreatic, heart, liver, lung, heart/lung, bone marrow, stem cell, and intestinal/multivisceral. If you need a transplant, we will arrange to have your case reviewed by a Medicare-approved transplant center that will decide whether you are a candidate for a transplant. Transplant providers may be local or outside of the service area. If our in-network transplant services are outside the community pattern of care, you may choose to go locally as long as the local transplant providers are willing to accept the Original Medicare rate. If Tufts Medicare Preferred HMO Value No Rx provides transplant services at a location outside the pattern of care for transplants in your community and you choose to obtain transplants at this distant location, we will arrange or pay for appropriate lodging and transportation costs for you and a companion. Usually transplants are only covered in our service 	<p>applies to all admissions, including a transfer from another facility such as an acute rehabilitation or skilled nursing.</p> <p><u>Acute rehabilitation services</u> Each time you are admitted to an acute rehabilitation or long-term acute care hospital, you pay \$200 per day for days 1-5 and \$0 after day 5 for up to 90 days in a benefit period for Medicare-covered services received in an acute rehabilitation or long-term acute care hospital.</p> <p>If you get authorized inpatient care at an out-of-network hospital after your emergency condition is stabilized, your cost is the cost-sharing you would pay at a network hospital.</p> <p>A benefit period begins on the first day you go to a Medicare-covered inpatient hospital or a skilled nursing facility. The benefit period ends when you haven't been an inpatient at any hospital or SNF for 60 days in a row. If you go to the hospital (or SNF) after one benefit</p>

Chapter 4. Medical Benefits Chart (what is covered and what you pay)

Services that are covered for you	What you must pay when you get these services
<p>area. In the case that Tufts Medicare Preferred HMO Value No Rx sends you to a distant location for a transplant that cannot be provided locally, we would arrange or pay for appropriate lodging and transportation costs for you and a companion.</p> <ul style="list-style-type: none"> • Blood - including storage and administration. Coverage of whole blood and packed red cells begins with the first pint of blood that you need. • Physician services <p>Note: To be an inpatient, your provider must write an order to admit you formally as an inpatient of the hospital. Even if you stay in the hospital overnight, you might still be considered an “outpatient.” If you are not sure if you are an inpatient or an outpatient, you should ask the hospital staff.</p> <p>You can also find more information in a Medicare fact sheet called “Are You a Hospital Inpatient or Outpatient? If You Have Medicare – Ask!” This fact sheet is available on the Web at https://www.medicare.gov/Pubs/pdf/11435.pdf or by calling 1-800-MEDICARE (1-800-633-4227). TTY users call 1-877-486-2048. You can call these numbers for free, 24 hours a day, 7 days a week.</p>	<p>period has ended, a new benefit period begins. There is no limit to the number of benefit periods you can have.</p>
<p>Inpatient mental health care</p> <p>Covered services include mental health care services that require a hospital stay. There is a 190-day lifetime limit for mental health care and substance abuse services provided in a free standing psychiatric hospital. The benefit is limited by prior partial or complete use of a 190-day lifetime treatment in a psychiatric hospital. The 190-day limit does not apply to mental health and substance abuse services provided in a psychiatric unit of a general hospital.</p> <p>For inpatient mental health/substance abuse services, you will be required to use the hospital within your primary care physician’s (PCP’s) referral circle designated for mental health services. This may require a transfer from the hospital your PCP uses for medical and surgical services to the facility designated for mental health services.</p>	<p>Each time you are admitted to a psychiatric hospital for covered services, you pay \$200 per day for days 1-5 and \$0 after day 5 with a limit of 190 days per lifetime.</p> <p>You pay \$200 per day for days 1-5 and \$0 after day 5 for each mental health and/or substance abuse stay in a general hospital.</p> <p>The 190-day lifetime limit does not apply to stays in</p>


Services that are covered for you	What you must pay when you get these services
	a general acute care hospital.
<p>Inpatient stay: Covered services received in a hospital or SNF during a non-covered inpatient stay</p> <p>If you have exhausted your inpatient benefits or if the inpatient stay is not reasonable and necessary, we will not cover your inpatient stay. However, in some cases, we will cover certain services you receive while you are in the hospital or the skilled nursing facility (SNF). Covered services include, but are not limited to:</p> <ul style="list-style-type: none"> • Physician services • Diagnostic tests (like lab tests) • X-ray, radium, and isotope therapy including technician materials and services • Surgical dressings • Splints, casts and other devices used to reduce fractures and dislocations • Prosthetics and orthotics devices (other than dental) that replace all or part of an internal body organ (including contiguous tissue), or all or part of the function of a permanently inoperative or malfunctioning internal body organ, including replacement or repairs of such devices • Leg, arm, back, and neck braces; trusses, and artificial legs, arms, and eyes including adjustments, repairs, and replacements required because of breakage, wear, loss, or a change in the patient’s physical condition • Physical therapy, speech therapy, and occupational therapy 	<p>You pay \$0 for Medicare-covered services provided in the hospital or skilled nursing facility (SNF).</p>
<p> Medical nutrition therapy</p> <p>This benefit is for people with diabetes, renal (kidney) disease (but not on dialysis), or after a kidney transplant when ordered by your doctor.</p> <p>We cover 3 hours of one-on-one counseling services during your first year that you receive medical nutrition therapy services under Medicare (this includes our plan, any other Medicare Advantage plan, or Original Medicare), and 2 hours each year after that. If your condition, treatment, or diagnosis changes, you may be able to</p>	<p>There is no coinsurance, copayment, or deductible for members eligible for Medicare-covered medical nutrition therapy services.</p>

Chapter 4. Medical Benefits Chart (what is covered and what you pay)

Services that are covered for you	What you must pay when you get these services
<p>receive more hours of treatment with a physician's order. A physician must prescribe these services and renew their order yearly if your treatment is needed into the next calendar year.</p>	
<p> Medicare Diabetes Prevention Program (MDPP) Beginning April 1, 2018, MDPP services will be covered for eligible Medicare beneficiaries under all Medicare health plans. MDPP is a structured health behavior change intervention that provides practical training in long-term dietary change, increased physical activity, and problem-solving strategies for overcoming challenges to sustaining weight loss and a healthy lifestyle.</p>	<p>There is no coinsurance, copayment, or deductible for the MDPP benefit.</p>
<p>Medicare Part B prescription drugs* These drugs are covered under Part B of Original Medicare. Members of our plan receive coverage for these drugs through our plan. Covered drugs include:</p> <ul style="list-style-type: none"> • Drugs that usually aren't self-administered by the patient and are injected or infused while you are getting physician, hospital outpatient, or ambulatory surgical center services • Drugs you take using durable medical equipment (such as nebulizers) that were authorized by the plan • Clotting factors you give yourself by injection if you have hemophilia • Immunosuppressive Drugs, if you were enrolled in Medicare Part A at the time of the organ transplant • Injectable osteoporosis drugs, if you are homebound, have a bone fracture that a doctor certifies was related to post-menopausal osteoporosis, and cannot self-administer the drug • Antigens • Chemo therapy • Certain oral anti-cancer drugs and anti-nausea drugs 	<p>You pay \$0 for drugs covered under Original Medicare Part B.</p> <p><u>These prescription drugs are covered under Part B and not covered under the Medicare Prescription Drug Program (Part D) and therefore do not apply to your Medicare Part D out of pocket maximum.</u></p>

* Except in an emergency, prior authorization from Tufts Health Plan Medicare Preferred may be required before you obtain certain Medicare Part B Prescription Drugs.

Chapter 4. Medical Benefits Chart (what is covered and what you pay)

Services that are covered for you	What you must pay when you get these services
<ul style="list-style-type: none"> • Certain drugs for home dialysis, including heparin, the antidote for heparin when medically necessary, topical anesthetics, and erythropoiesis-stimulating agents (such as Epogen®, Procrit®, Epoetin Alfa, Aranesp®, or Darbepoetin Alfa) • Intravenous Immune Globulin for the home treatment of primary immune deficiency diseases 	
<p> Obesity screening and therapy to promote sustained weight loss</p> <p>If you have a body mass index of 30 or more, we cover intensive counseling to help you lose weight. This counseling is covered if you get it in a primary care setting, where it can be coordinated with your comprehensive prevention plan. Talk to your primary care doctor or practitioner to find out more.</p>	<p>There is no coinsurance, copayment, or deductible for preventive obesity screening and therapy.</p>
<p>Outpatient diagnostic tests and therapeutic services and supplies</p> <p>Covered services include, but are not limited to:</p> <ul style="list-style-type: none"> • X-rays • Radiation (radium and isotope) therapy including technician materials and supplies • Surgical supplies, such as dressings • Splints, casts, and other devices used to reduce fractures and dislocations • Laboratory tests 	<p>You pay \$5 per day for Medicare-covered X-rays. You will only pay one copayment per day even if multiple X-rays are performed.</p> <p>You pay \$0 for Medicare-covered radiation therapy visits.</p> <p>You pay \$0 for Medicare-covered surgical supplies</p> <p>You pay \$5 per day for Medicare-covered laboratory tests. This copayment does not apply to blood draws or INR testing (Anti-coagulant</p>

Chapter 4. Medical Benefits Chart (what is covered and what you pay)

Services that are covered for you	What you must pay when you get these services
<ul style="list-style-type: none"> • Blood - including storage and administration. Coverage of whole blood and packed red cells begins with the first pint of blood that you need • Diagnostic radiology services, such as ultrasound, nuclear cardiac imaging, PET, MRI, and CT scan • Other outpatient diagnostic tests: Includes but not limited to sleep studies, EKG, stress tests, vascular studies, and breathing capacity tests. 	<p>testing). You will only pay one copayment per day even if multiple labs are performed.</p> <p>You pay \$0 for Medicare-covered blood services.</p> <p>You pay \$100 per day for Medicare-covered Diagnostic radiology services</p> <p>You pay \$5 per day for Medicare-covered tests. You will only pay one copayments per day even if multiple tests are performed.</p> <p>If you have multiple services performed by different providers, separate cost sharing will apply.</p> <p>Before you receive diagnostic or therapeutic radiology services such as x-rays, ultrasound, PET, MRI, CT scan or radiation therapy services, you must first obtain a written order or prescription from either your PCP, or a specialist you have been referred to by your PCP, as applicable.</p>

Chapter 4. Medical Benefits Chart (what is covered and what you pay)

Services that are covered for you	What you must pay when you get these services
<p>Outpatient hospital services*</p> <p>We cover medically-necessary services you get in the outpatient department of a hospital for diagnosis or treatment of an illness or injury.</p> <p>Covered services include, but are not limited to:</p> <ul style="list-style-type: none"> • Services in an emergency department or outpatient clinic, such as observation services or outpatient surgery • Laboratory and diagnostic tests billed by the hospital • Mental health care, including care in a partial-hospitalization program, if a doctor certifies that inpatient treatment would be required without it • X-rays and other radiology services billed by the hospital • Medical supplies such as splints and casts • Certain drugs and biologicals that you can't give yourself <p>Note: Unless the provider has written an order to admit you as an inpatient to the hospital, you are an outpatient and pay the cost-sharing amounts for outpatient hospital services. Even if you stay in the hospital overnight, you might still be considered an "outpatient." If you are not sure if you are an outpatient, you should ask the hospital staff.</p> <p>You can also find more information in a Medicare fact sheet called "Are You a Hospital Inpatient or Outpatient? If You Have Medicare – Ask!" This fact sheet is available on the Web at https://www.medicare.gov/Pubs/pdf/11435.pdf or by calling 1-800-MEDICARE (1-800-633-4227). TTY users call 1-877-486-2048. You can call these numbers for free, 24 hours a day, 7 days a week.</p>	<p>You pay \$100 for each Medicare-covered emergency room visit.</p> <p>You pay \$150 per day for outpatient procedures and services, including, but not limited to, outpatient surgery performed in an outpatient hospital or ambulatory surgical center.</p> <p>Before you receive outpatient hospital services, you must first obtain a referral from your PCP.</p>
<p>Outpatient mental health care</p> <p>Covered services include:</p> <p>Mental health services provided by a state-licensed psychiatrist or doctor, clinical psychologist, clinical social worker, clinical nurse specialist, nurse practitioner, physician assistant, or other Medicare-qualified mental health care professional as allowed under</p>	<p>You pay \$25 for each individual or group therapy visit for Medicare-covered outpatient mental health services.</p>

* Except in an emergency, prior authorization from Tufts Health Plan Medicare Preferred may be required before you obtain certain outpatient hospital services.

Chapter 4. Medical Benefits Chart (what is covered and what you pay)

Services that are covered for you	What you must pay when you get these services
<p>applicable state laws.</p>	<p>Before you receive services from a specialist, you must first obtain a referral from your PCP.</p> <p>You pay \$0 for brief office visits for the sole purpose of monitoring or changing drugs.</p>
<p>Outpatient rehabilitation services</p> <p>Covered services include: physical therapy, occupational therapy, and speech language therapy.</p> <p>Outpatient rehabilitation services are provided in various outpatient settings, such as hospital outpatient departments, independent therapist offices, and Comprehensive Outpatient Rehabilitation Facilities (CORFs).</p>	<p>You pay \$20 for each Medicare-covered physical therapy visit.</p> <p>You pay \$20 for each occupational therapy or speech/language therapy visit regardless of the outpatient setting.</p> <p>You pay \$0 for a post - outpatient surgical procedure physical therapy or occupational therapy consultation of up to 15 minutes, prior to discharge.</p> <p>Before you receive physical therapy, occupational therapy and / or speech language therapy services, you must first obtain a referral from your PCP.</p> <p>You pay \$0 for Medicare-covered cardiac and pulmonary rehabilitative therapy visits.</p> <p>You do not need a referral</p>

Chapter 4. Medical Benefits Chart (what is covered and what you pay)

Services that are covered for you	What you must pay when you get these services
	for cardiac and pulmonary rehabilitative therapy services.
<p>Outpatient substance abuse services</p> <p>Coverage under Medicare Part B is available for treatment services that are provided in the outpatient department of a hospital to patients who, for example, have been discharged from an inpatient stay for the treatment of drug substance abuse or who require treatment but do not require the availability and intensity of services found only in the inpatient hospital setting.</p> <p>The coverage available for these services is subject to the same rules generally applicable to the coverage of outpatient hospital services.</p>	<p>You pay \$25 for each individual or group therapy visit for Medicare-covered outpatient substance abuse services.</p> <p>You pay \$0 for partial hospitalization services if a network physician certifies that inpatient treatment would be necessary without it.</p> <p>Before you receive services from a specialist, you must first obtain a referral from your PCP.</p>
<p>Outpatient surgery, including services provided at hospital outpatient facilities and ambulatory surgical centers *</p> <p>Note: If you are having surgery in a hospital facility, you should check with your provider about whether you will be an inpatient or outpatient. Unless the provider writes an order to admit you as an inpatient to the hospital, you are an outpatient and pay the cost-sharing amounts for outpatient surgery. Even if you stay in the hospital overnight, you might still be considered an “outpatient.”</p>	<p>You pay \$150 per day for outpatient procedures and services, including but not limited to diagnostic and therapeutic endoscopy, and outpatient surgery performed in an outpatient hospital or ambulatory surgical center.</p>

* Except in an emergency, prior authorization from Tufts Health Plan Medicare Preferred may be required before you obtain certain outpatient surgery services.


Chapter 4. Medical Benefits Chart (what is covered and what you pay)

Services that are covered for you	What you must pay when you get these services
	<p>Refer to “Colorectal Screening” in this chart for cost sharing you pay for colorectal screening procedures.</p> <p>You pay no outpatient surgery copayment if you are admitted as an inpatient to the hospital for the same condition within 24 hours after an outpatient procedure or surgery (refer to “Inpatient Hospital Care” in this chart for the hospital cost share that applies instead). If you are held for observation, the copayment still applies.</p> <p>Before you receive services from a specialist you must first obtain a referral from your PCP.</p>
<p>Partial hospitalization services</p> <p>“Partial hospitalization” is a structured program of active psychiatric treatment provided as a hospital outpatient service or by a community mental health center, that is more intense than the care received in your doctor’s or therapist’s office and is an alternative to inpatient hospitalization.</p>	<p>You pay \$0 for partial hospitalization services if a network physician certifies that inpatient treatment would be necessary without it.</p>
<p>Physician/Practitioner services, including doctor’s office visits</p> <p>Covered services include:</p> <ul style="list-style-type: none"> • Medically-necessary medical care or surgery services furnished in a physician’s office, hospital outpatient department, or any other location • Consultation, diagnosis, and treatment by a specialist • Basic hearing and balance exams performed by your PCP <i>or</i> specialist, if your doctor orders it to see if you need medical 	<p>You pay \$10 for each covered visit or consultation in an outpatient location with your PCP or other primary care physician.</p>

Chapter 4. Medical Benefits Chart (what is covered and what you pay)

Services that are covered for you	What you must pay when you get these services
<p>treatment</p> <ul style="list-style-type: none"> • Second opinion by another network provider prior to surgery • Non-routine dental care (covered services are limited to surgery of the jaw or related structures, setting fractures of the jaw or facial bones, extraction of teeth to prepare the jaw for radiation treatments of neoplastic cancer disease, or services that would be covered when provided by a physician) • Annual Physical Exam (a more comprehensive examination than an annual wellness visit. Services will include the following: bodily systems examinations, such as heart, lung, head and neck, and neurological system; measurement and recording of vital signs such as blood pressure, heart rate, and respiratory rate; a complete prescription medication review; and a review of any recent hospitalizations), once every 12 months. • Follow-up office visits following discharge from hospital, SNF, Community Mental Health Centers stay, outpatient observation, or partial hospitalization. 	<p>You pay \$25 for each covered visit or consultation in an outpatient location with a specialist.</p> <p>You pay \$0 for visits to your PCP, RN / nurse practitioner, or anti-coagulant clinic when you are only going for INR testing (Anti-coagulant visit).</p> <p>You pay \$0 for an annual physical. If you receive services that address a medical condition during the same office visit, you pay a \$10 PCP office visit copayment.</p> <p>If additional services are performed, additional cost share may apply.</p> <p>You pay \$0 for a follow up visit following a discharge from a hospital, SNF, Community Mental Health Centers stay, outpatient observation, or partial hospitalization, that meet the requirements as defined by Medicare.</p> <p>Before you receive services from a specialist you must first obtain a referral from your PCP.</p> <p>Refer to “Outpatient surgery including services provided at hospital</p>

Chapter 4. Medical Benefits Chart (what is covered and what you pay)


Services that are covered for you	What you must pay when you get these services
	<p>facilities and ambulatory surgical centers,” in this chart for the copayment you pay for outpatient procedures and services including but not limited to diagnostic and therapeutic endoscopy and outpatient surgery in an outpatient hospital or ambulatory surgery facility.</p>
<p>Podiatry services Covered services include:</p> <ul style="list-style-type: none"> • Diagnosis and the medical or surgical treatment of injuries and diseases of the feet (such as hammer toe or heel spurs). • Routine foot care for members with certain medical conditions affecting the lower limbs such as metabolic (diabetes), neurological or peripheral vascular disease (narrowing or blocking of the arteries carrying blood to the arms and legs). • For foot care related to Diabetes, please see “Diabetes self-management training, diabetic services and supplies” in this benefits chart. 	<p>You pay \$25 for each Medicare-covered visit</p> <p>Before you receive podiatry services, you must first obtain a referral from your PCP.</p>
<p> Prostate cancer screening exams</p> <p>For men age 50 and older, covered services include the following - once every 12 months:</p> <ul style="list-style-type: none"> • Digital rectal exam • Prostate Specific Antigen (PSA) test 	<p>There is no coinsurance, copayment, or deductible for an annual PSA test.</p>


Chapter 4. Medical Benefits Chart (what is covered and what you pay)

Services that are covered for you	What you must pay when you get these services
<p>Prosthetic devices and related supplies*</p> <p>Devices (other than dental) that replace all or part of a body part or function. These include, but are not limited to: colostomy bags and supplies directly related to colostomy care, pacemakers, braces, prosthetic shoes, artificial limbs, and breast prostheses (including a surgical brassiere after a mastectomy). Includes certain supplies related to prosthetic devices, and repair and/or replacement of prosthetic devices. Also includes some coverage following cataract removal or cataract surgery – see “Vision Care” later in this section for more detail.</p>	<p>You pay 10% coinsurance upon written prescription from a network physician to a network DME or Orthotics and Prosthetics (O&P) supplier in your PCP’s referral circle.</p>
<p>Additional items covered by Tufts Medicare Preferred HMO Value No Rx</p> <p>Gradient Compression Stockings or Surgical Stockings are covered for members with lower limb peripheral edema, venous insufficiency without stasis ulcers, lymphedema, symptomatic varicosities, post thrombotic syndrome (post phlebitic syndrome), or postural hypotension; or to prevent the reoccurrence of stasis ulcers that have healed.</p>	<p>Qualification for each item is dependent on the listed criteria.</p>
<p>Gradient compression stockings: up to 2 pair every 6 months OR Surgical stockings: up to 2 pair every 6 months.</p>	
<p>Mastectomy sleeves for member with diagnosis of Post-mastectomy lymphedema : up to 2 sleeves every 6 months.</p>	
<p>Note: Tufts Medicare Preferred HMO Value No Rx will continue to cover gradient compression stockings according to Medicare coverage guidelines for venous insufficiency with stasis ulcers.</p>	
<p>Medical Supplies</p> <p>Medically necessary items or other materials that are used once, and thrown away, or somehow used up. Includes but not limited to: catheters, gauze, surgical dressing supplies, bandages, sterile water, and tracheostomy supplies.</p>	<p>You pay \$0 for Medicare-covered medical supplies.</p>


* Except in an emergency, prior authorization from Tufts Health Plan Medicare Preferred may be required before you obtain certain prosthetic devices and related supplies.

Chapter 4. Medical Benefits Chart (what is covered and what you pay)

Services that are covered for you	What you must pay when you get these services
<p>Pulmonary rehabilitation services</p> <p>Comprehensive programs of pulmonary rehabilitation are covered for members who have moderate to very severe chronic obstructive pulmonary disease (COPD) and an order for pulmonary rehabilitation from the doctor treating the chronic respiratory disease.</p>	<p>You pay \$0 for Medicare-covered services.</p>
<p> Screening and counseling to reduce alcohol misuse</p> <p>We cover one alcohol misuse screening for adults with Medicare (including pregnant women) who misuse alcohol, but aren't alcohol dependent.</p> <p>If you screen positive for alcohol misuse, you can get up to four brief face-to-face counseling sessions per year (if you're competent and alert during counseling) provided by a qualified primary care doctor or practitioner in a primary care setting.</p>	<p>There is no coinsurance, copayment, or deductible for the Medicare-covered screening and counseling to reduce alcohol misuse preventive benefit.</p>
<p>Screening for lung cancer with low dose computed tomography (LDCT)</p> <p>For qualified individuals, a LDCT is covered every 12 months.</p> <p>Eligible members are: people aged 55 – 77 years who have no signs or symptoms of lung cancer, but who have a history of tobacco smoking of at least 30 pack-years or who currently smoke or have quit smoking within the last 15 years, who receive a written order for LDCT during a lung cancer screening counseling and shared decision making visit that meets the Medicare criteria for such visits and be furnished by a physician or qualified non-physician practitioner.</p> <p><i>For LDCT lung cancer screenings after the initial LDCT screening:</i> the enrollee must receive a written order for LDCT lung cancer screening, which may be furnished during any appropriate visit with a physician or qualified non-physician practitioner. If a physician or qualified non-physician practitioner elects to provide a lung cancer screening counseling and shared decision making visit for subsequent lung cancer screenings with LDCT, the visit must meet the Medicare criteria for such visits.</p>	<p>There is no coinsurance, copayment, or deductible for the Medicare covered counseling and shared decision making visit or for the LDCT.</p>

Services that are covered for you	What you must pay when you get these services
<p> Screening for sexually transmitted infections (STIs) and counseling to prevent STIs</p> <p>We cover sexually transmitted infection (STI) screenings for chlamydia, gonorrhea, syphilis, and Hepatitis B. These screenings are covered for pregnant women and for certain people who are at increased risk for an STI when the tests are ordered by a Primary Care Physician. We cover these tests once every 12 months or at certain times during pregnancy.</p> <p>We also cover up to two individual 20 to 30 minute, face-to-face high-intensity behavioral counseling sessions each year for sexually active adults at increased risk for STIs. We will only cover these counseling sessions as a preventive service if they are provided by a Primary Care Physician and take place in a primary care setting, such as a doctor's office.</p>	<p>There is no coinsurance, copayment, or deductible for the Medicare-covered screening for STIs and counseling for STIs preventive benefit.</p>
<p>Services to treat kidney disease and conditions</p> <p>Covered services include:</p> <ul style="list-style-type: none">• Kidney disease education services to teach kidney care and help members make informed decisions about their care. For members with stage IV chronic kidney disease when referred by their doctor, we cover up to six sessions of kidney disease education services per lifetime.• Outpatient dialysis treatments (including dialysis treatments when temporarily out of the service area, as explained in Chapter 3)• Inpatient dialysis treatments (if you are admitted as an inpatient to a hospital for special care)• Self-dialysis training (includes training for you and anyone helping you with your home dialysis treatments)• Home dialysis equipment and supplies• Certain home support services (such as, when necessary, visits by trained dialysis workers to check on your home dialysis, to help in emergencies, and check your dialysis equipment and water supply) <p>Certain drugs for dialysis are covered under your Medicare Part B drug benefit. For information about coverage for Part B Drugs, please go to the section, "Medicare Part B prescription drugs."</p>	<p>You pay \$0 for Medicare-covered dialysis services within the service area when ordered by your PCP.</p> <p>No referral is required for dialysis services.</p>


Chapter 4. Medical Benefits Chart (what is covered and what you pay)

Services that are covered for you	What you must pay when you get these services
<p>Skilled nursing facility (SNF) care</p> <p>(For a definition of “skilled nursing facility care,” see Chapter 10 of this booklet. Skilled nursing facilities are sometimes called “SNFs.”)</p> <p>You are covered for up to 100 days each benefit period. No prior hospital stay is required. Covered services include but are not limited to:</p> <ul style="list-style-type: none"> • Semiprivate room (or a private room if medically necessary) • Meals, including special diets • Skilled nursing services • Physical therapy, occupational therapy, and speech therapy • Drugs administered to you as part of your plan of care (This includes substances that are naturally present in the body, such as blood clotting factors.) • Blood - including storage and administration. Coverage of whole blood and packed red cells begins with the first pint of blood that you need • Medical and surgical supplies ordinarily provided by SNFs • Laboratory tests ordinarily provided by SNFs • X-rays and other radiology services ordinarily provided by SNFs • Use of appliances such as wheelchairs ordinarily provided by SNFs • Physician/Practitioner services <p>Generally, you will get your SNF care from network facilities. However, under certain conditions listed below, you may be able to pay in-network cost-sharing for a facility that isn’t a network provider, if the facility accepts our plan’s amounts for payment.</p> <ul style="list-style-type: none"> • A nursing home or continuing care retirement community where you were living right before you went to the hospital (as long as it provides skilled nursing facility care). • A SNF where your spouse is living at the time you leave the hospital. 	<p>For each admission you pay \$20 per day for days 1-20 of a benefit period and \$100 per day for days 21 – 44 of a benefit period and \$0 per day for days 45 – 100 of a benefit period.</p> <p>A benefit period begins on the first day you go to a Medicare-covered inpatient hospital or a skilled nursing facility. The benefit period ends when you haven’t been an inpatient at any hospital or SNF for 60 days in a row. If you go to the hospital (or SNF) after one benefit period has ended, a new benefit period begins. There is no limit to the number of benefit periods you can have.</p>
<p> Smoking and tobacco use cessation (counseling to stop smoking or tobacco use)</p> <p><u>If you use tobacco, but do not have signs or symptoms of tobacco-related disease:</u> We cover two counseling quit attempts within a 12-month period as a preventive service with no cost to you. Each</p>	<p>There is no coinsurance, copayment, or deductible for the Medicare-covered smoking and tobacco use</p>

Chapter 4. Medical Benefits Chart (what is covered and what you pay)

Services that are covered for you	What you must pay when you get these services
<p>counseling attempt includes up to four face-to-face visits.</p> <p><u>If you use tobacco and have been diagnosed with a tobacco-related disease or are taking medicine that may be affected by tobacco:</u> We cover cessation counseling services. We cover two counseling quit attempts within a 12-month period, however, you will pay the applicable cost-sharing. Each counseling attempt includes up to four face-to-face visits.</p> <ul style="list-style-type: none"> Smoking cessation telephonic counseling is also available through QuitWorks. QuitWorks is a free, evidence-based stop-smoking service developed by the Massachusetts Department of Public Health <p>If you are ready to quit or are thinking about it, ask your doctor about QuitWorks, or visit www.makesmokinghistory.org, or call 1-800-QUIT-NOW (1-800-784-8669).</p>	<p>cessation preventive benefits.</p>
<p>Urgently needed services</p> <p>Urgently needed services are provided to treat a non-emergency, unforeseen medical illness, injury, or condition that requires immediate medical care. Urgently needed services may be furnished by network providers or by out-of-network providers when network providers are temporarily unavailable or inaccessible.</p> <p>Cost sharing for necessary urgently needed services furnished out-of-network is the same as for such services furnished in-network.</p> <p>Your plan includes worldwide coverage for urgently needed care.</p>	<p>You pay \$10 for each Medicare-covered office visit to your primary care physician.</p> <p>You pay \$25 for each Medicare covered office visit to other providers for urgently needed services.</p> <p>You pay \$100 for each Medicare-covered urgently needed care visit to an emergency room.</p>

Chapter 4. Medical Benefits Chart (what is covered and what you pay)

Services that are covered for you	What you must pay when you get these services
<p> Vision care</p> <p>Covered services include:</p> <ul style="list-style-type: none"> • Outpatient physician services for the diagnosis and treatment of diseases and injuries of the eye, including treatment for age-related macular degeneration. Original Medicare doesn't cover routine eye exams (eye refractions) for eyeglasses/contacts. • For people with diabetes, screening for diabetic retinopathy is covered once per year. • For people who are at high risk of glaucoma, we will cover one glaucoma screening each year. People at high risk of glaucoma include: people with a family history of glaucoma, people with diabetes, African-Americans who are age 50 and older, and Hispanic Americans who are 65 or older. 	<p>You pay \$25 for each Medicare-covered outpatient visit for services to diagnose and/or treat a disease or condition of the eye.</p> <p>You pay \$25 for an annual diabetic retinopathy.</p> <p>Before you receive services from an ophthalmologist for diagnosis and/or treatment of a medical condition of the eye, you must first obtain a referral from your PCP. No referral is required to see an optometrist, but you must use a provider in the EyeMed Vision Care network.</p> <p>You pay \$0 for an annual glaucoma screening if you are at high risk.</p> <p>Before you receive services from an ophthalmologist for diagnosis and/or treatment of a medical condition of the eye, you must first obtain a referral from your PCP. No referral is required to see an optometrist, but you must use a provider in the</p>


Chapter 4. Medical Benefits Chart (what is covered and what you pay)

Services that are covered for you	What you must pay when you get these services
<ul style="list-style-type: none"> One pair of standard therapeutic (prescription) eyeglasses with standard frames or contact lenses after each cataract surgery that includes insertion of an intraocular lens. Corrective lenses/frames (and replacements) needed after a cataract removal without a lens implant (Tints, anti-reflective coating, U-V lenses or oversize lenses are covered only when deemed medically necessary by the treating physician). 	<p>EyeMed Vision Care network.</p> <p>You pay \$0 for one pair of Medicare-covered standard eyeglasses with standard frames or contact lenses after cataract surgery when obtained from a provider in the EyeMed Vision Care network. You will pay any cost over the Medicare allowed charge if you purchase upgraded frames.</p> <p>No referral is required for this service, but you must obtain covered eyewear from a provider in the EyeMed Vision Care network.</p>
<ul style="list-style-type: none"> One pair of standard therapeutic (prescription) eyeglasses every calendar year (includes one pair of standard frames and single vision, bifocal or trifocal lenses) or contact lenses for Keratoconus, Anisometropia, High Myopia, Aphakia, Congenital Aphakia, or Pseudoaphakia. 	<p>You pay \$0 for one pair of standard eyeglasses with standard frames or contact lenses for Keratoconus, Anisometropia, High Myopia, Aphakia, Congenital Aphakia, or Pseudoaphakia. You will pay any cost over the allowed charge.</p> <p>No referral is required for this service, but you must obtain covered eyewear from a provider in the EyeMed Vision Care network.</p>

Chapter 4. Medical Benefits Chart (what is covered and what you pay)

Services that are covered for you	What you must pay when you get these services
<ul style="list-style-type: none"> • One routine eye exam each calendar year <p>If the glasses or contact lenses are purchased from a provider in the EyeMed Vision Care network, the benefit is limited to \$150 per calendar year. Sale items are excluded, and this benefit cannot be combined with any other store discounts, coupons, or promotional codes.</p> <p>If the glasses or contacts are purchased from a store that is not in the EyeMed Vision Care network, the benefit is limited to \$90 per calendar year.</p> <p>In either case, the annual benefit can be applied to eyeglasses OR contact lenses, but not both. For glasses, this benefit is for new frames with new lenses, and cannot be used for new frames or lenses alone.</p> <p>To contact EyeMed Vision Care if you have any questions about this benefit, call 1-866-591-1863</p>	<p>You pay \$25 for one annual routine eye exam.</p> <p>No referral is required for an annual routine eye exam, but you must use a provider in the EyeMed Vision Care network.</p> <p>To access the routine eyewear benefit, you may purchase eyewear from any provider.</p> <p>If you choose an EyeMed Vision Care participating provider, you have the benefit of \$150 per calendar year applied at the time of service, and would be responsible to pay for the balance. The EyeMed Vision Care provider will process the claim.</p> <p>If you use a non-participating provider, you would need to pay out of pocket and submit for reimbursement. You would be reimbursed up to \$90 per calendar year. You must file a claim with EyeMed Vision Care to get reimbursed. Call Customer Relations for the claim form.</p> <p>The two benefits cannot be combined.</p>

Chapter 4. Medical Benefits Chart (what is covered and what you pay)

Services that are covered for you	What you must pay when you get these services
	<p>If the cost of the glasses or contacts exceeds the benefit limit (\$150 in the EyeMed Vision Care network, \$90 for a non-participating provider), you are responsible for all additional charges.</p> <p>The annual benefit can be applied to eyeglasses OR contact lenses, but not both.</p> <p>The Plan provider for services, glasses or contacts for routine vision care may be different from the Plan provider of services, glasses, or contacts to treat the medical conditions described in the first four bullet points. Call Customer Relations if you have questions about your vision benefits.</p>
<p> “Welcome to Medicare” Preventive Visit</p> <p>The plan covers the one-time “Welcome to Medicare” preventive visit. The visit includes a review of your health, as well as education and counseling about the preventive services you need (including certain screenings and shots), and referrals for other care if needed.</p> <p>Important: We cover the “Welcome to Medicare” preventive visit only within the first 12 months you have Medicare Part B. When you make your appointment, let your doctor’s office know you would like to schedule your “Welcome to Medicare” preventive visit.</p>	<p>There is no coinsurance, copayment, or deductible for the “Welcome to Medicare” preventive visit.</p>

Chapter 4. Medical Benefits Chart (what is covered and what you pay)

Services that are covered for you	What you must pay when you get these services
<p>Wigs Wigs are covered for members who experience hair loss due to treatment for cancer.</p> <p>To obtain this reimbursement, please submit a member reimbursement form along with proof of payment and any additional information outlined on the form. Call Customer Relations to request a reimbursement form or go to our website thmp.org. Send the completed form with any required documents to the address shown on the form. If you have any questions, contact Customer Relations.</p>	<p>Plan covers up to \$500 in a calendar year.</p> <p>To access the wig benefit, you may purchase the wig from any provider.</p> <p>If you choose a participating provider, you have the benefit of \$500 per calendar year applied at the time of service, and would be responsible to pay for the balance.</p> <p>If you use a non-participating provider, you would need to pay out of pocket and submit for reimbursement. You must file a claim with the Plan to get reimbursed. Call Customer Relations for the claim form.</p> <p>If the cost of the wig exceeds the benefit limit (\$500), you are responsible for all additional charges. No referral is required for this benefit.</p>

Section 2.2 Extra “optional supplemental” benefits you can buy

Our plan offers some extra benefits that are not covered by Original Medicare and not included in your benefits package as a plan member. These extra benefits are called “**Optional Supplemental Benefits.**” If you want these optional supplemental benefits, you must sign up for them and you may have to pay an additional premium for them. The optional supplemental benefits described in this section are subject to the same appeals process as any other benefits.

Chapter 4. Medical Benefits Chart (what is covered and what you pay)

We offer dental coverage as an Optional Supplemental Benefit. This dental coverage is not covered by Original Medicare and not included in your benefit package as a plan member. If you want this Optional Supplemental benefit, you must sign up for it, and pay an additional premium. The optional supplemental benefits described in this section are subject to the same appeals process as any other benefits. This supplemental benefit is administered through Delta Dental® of Massachusetts and available to members who have enrolled in Tufts Medicare Preferred HMO plans.

Delta Dental® Option Rider

We know that having choices in selecting extra health care benefits is important to you. The Delta Dental Option Rider is an optional supplemental benefit package beyond that which is required by Medicare. It is offered to you for a monthly plan premium of \$54. This is in addition to any plan premium you may have for your Medicare Advantage plan. These optional supplemental benefits include preventive, diagnostic, minor and major restorative dental services. The optional supplemental benefits cannot be combined with any other dental benefits that may be offered by your plan.

If you have additional questions about the Delta Dental Rider, please call the Customer Service number listed on the back cover of this booklet.

Delta Dental Option Rider Benefits

With this plan, you get preventive services, including X-rays, routine cleanings and check-ups. You are also covered for minor and major restorative dental services.

How Does the Dental Plan Work?

Benefits are provided under this dental plan only for services provided by a Network Dentist who participates in the Delta Dental PPO network. Any amount that you may be required to pay your Network Dentist is explained in the Delta Dental Benefit Chart below. Services rendered by non-participating providers will not be covered.

You need to show your dental identification card when you go for your dental appointment. Your Network Dentist will file the claim directly with Delta Dental once services have been furnished. Delta Dental will make payments directly to the Network Dentist.

Contact Customer Service at the number listed on the back cover of this booklet for any questions you have about dental claims.

How to choose a network dentist?

A network dentist is a licensed dentist that had entered into an agreement with Delta Dental to furnish services to its covered individuals. To see if your dentist is a Network Dentist or if you need a new dentist, review the provider directory or contact the Customer Service number listed on the back cover of this booklet.

Chapter 4. Medical Benefits Chart (what is covered and what you pay)**Delta Dental Option Rider Covered Dental Services**

Covered dental services are subject to the limitations and exclusions described in this Dental Rider. Dental Services described in this section are covered dental services when such services are provided by a participating provider in the Delta Dental PPO network.

The Annual Deductible does not apply to the Preventive and Diagnostic Services. The deductible is the amount you pay first before coverage for services begins. No prior authorizations are required under this plan.

Delta Dental Benefit Chart

Individual Annual Deductible: \$50 per individual (Deductible waived for services listed under the Diagnostic and Preventive categories)

Calendar Year Maximum: The total amount the plan will pay for covered services in the calendar year. \$1,000 per person.

Waiting Periods: A six month waiting period applies to certain benefits. See Chart below for more information.

Benefit	Limit	Member Pays
<i>Diagnostic</i>		
Comprehensive Oral Exam (including the initial dental history and charting of teeth)	Once every 60 months.	Covered in full
Periodic Oral Evaluation	Once every 6 months.	Covered in full
Emergency oral evaluation problem focused exams	Twice every 12 months.	Covered in full
Intra oral X-ray Image of the entire mouth (full mouth series or panoramic image)	Once every 60 months.	Covered in full
Intra oral bitewing x-rays images (x-rays of the crowns of the teeth) when oral conditions indicate need	Once every 6 months.	Covered in full
Single tooth x-ray images; as needed	As needed.	Covered in full
<i>Preventive</i>		
Routine cleaning, scaling and polishing of teeth	Once every 6 months.	Covered in full
Periodontal cleaning	Once every 3 months following active periodontal therapy, not to be combined with regular cleanings.	Covered in full
Fluoride treatments	Once every 6 months.	Covered in full

Chapter 4. Medical Benefits Chart (what is covered and what you pay)

Benefit	Limit	Member Pays
Chlorhexidine Mouthrinse	This is a covered benefit only when administered and dispensed in the dentist's office following scaling and root planing.	Covered in full
Fluoride Toothpaste	This is a covered benefit only when administered and dispensed in the dentist's office following periodontal surgery.	Covered in full
<i>Restorative</i>		
Silver fillings and white fillings (front teeth)	Once every 24 months per surface per tooth.	20% coinsurance after deductible is met, six month waiting period applies
White fillings (back teeth)	Covered only for single surfaces. Once every 24 months per surface, per tooth, multi-surfaces will be processed as a silver filling and the patient is responsible up to the contracted fee.	20% coinsurance after deductible is met, six month waiting period applies
Inlays	Metallic, porcelain and composite resin inlays will be treated as an alternative benefit and processed as a silver filling and the patient is responsible up to the contracted fee.	20% coinsurance after deductible is met, six month waiting period applies
Protective Restorations	Once per tooth.	20% coinsurance after deductible is met, six month waiting period applies
<i>Oral Surgery</i>		
Simple Extractions	Once per tooth.	20% coinsurance after deductible is met, six month waiting period applies
Surgical Extractions	Once per tooth.	20% coinsurance after deductible is met, six month waiting period applies
<i>Periodontics</i>		
Periodontal Surgery	Including gingivectomy, osseous surgery, soft tissue grafts and crown lengthening. One surgical procedure per quadrant in 36 months on natural teeth only.	20% coinsurance after deductible is met, six month waiting period applies

Chapter 4. Medical Benefits Chart (what is covered and what you pay)

Benefit	Limit	Member Pays
Scaling and Root Planing	Once every 24 months, per quadrant on natural teeth only.	20% coinsurance after deductible is met, six month waiting period applies
Bone grafts and guided tissue regeneration	To aid in surgical procedures; coverage is limited to 2 teeth, per 36 months, per quadrant on natural teeth only.	20% coinsurance after deductible is met, six month waiting period applies
<i>Endodontics</i>		
Root Canal Treatment	Once per tooth per lifetime.	20% coinsurance after deductible is met, six month waiting period applies
Retreatment Root Canal Therapy	Once per tooth per lifetime after 24 months of initial root canal therapy.	20% coinsurance after deductible is met, six month waiting period applies
Apicoectomy	Once per tooth per lifetime.	20% coinsurance after deductible is met, six month waiting period applies
<i>Prosthetic Maintenance</i>		
Bridge or denture repair	Once every 12 months per bridge or denture	20% coinsurance after deductible is met, six month waiting period applies
Tissue Conditioning	Two treatments per denture every 36 months.	20% coinsurance after deductible is met, six month waiting period applies
Adding teeth to existing partial or full dentures	Once per tooth, per denture.	20% coinsurance after deductible is met, six month waiting period applies
Rebase or Reline of Dentures	Once per denture every 36 months.	20% coinsurance after deductible is met, six month waiting period applies
Recement of Crowns & Onlays	Once per tooth per 12 months.	20% coinsurance after deductible is met, six month waiting period applies
<i>Adjunctive Services*</i>		
Minor treatment for Pain Relief	Three occurrences in 12 months.	Covered in full
General Anesthesia	When necessary and appropriate for the covered removal of impacted teeth, up to one hour only when provided by a licensed, practicing dentist.	20% coinsurance after deductible is met, six month waiting period applies

Chapter 4. Medical Benefits Chart (what is covered and what you pay)

Benefit	Limit	Member Pays
<i>Prosthodontics</i>		
Dentures	Complete or partial dentures included; one per arch within 60 months.	50% coinsurance after deductible is met, six month waiting period applies
Fixed Bridges	Once per tooth per 60 months. Note: A posterior fixed bridge and a removable denture are not covered in the same arch within 60 months; if a denture in the same arch was benefited as the fixed bridge; there will be no benefit for the fixed bridge.	50% coinsurance after deductible is met, six month waiting period applies
Temporary Partial Dentures	To replace any of the six upper or lower front teeth, but only if the temporary partial dentures are installed immediately following the loss of teeth during the period of healing.	50% coinsurance after deductible is met, six month waiting period applies
Surgical implant placement Implants (only in lieu of a 3-unit bridge)	An Endosteal Implant: Only when it is to replace one missing tooth and when adjacent teeth are healthy and do not require crowns. Once per 60 months per Implant. (Pre-estimates recommended).	50% coinsurance after deductible is met, six month waiting period applies
<i>Major Restorative-teeth must have good prognosis</i>		
Crowns and Onlays-initial placement	When teeth cannot be restored with regular filings due to fracture or decay, once within 60 months per tooth (whether placed on a natural tooth or implant).	50% coinsurance after deductible is met, six month waiting period applies
Post and Core or Crown Buildup	When needed to retain a crown on a tooth with excessive breakdown due to caries and/or fractures. Once per tooth every 60 months.	50% coinsurance after deductible is met, six month waiting period applies

Plan pays up to Calendar Year Maximum of \$1,000

All covered services are subject to the Calendar Year Maximum

Services received by a dentist in an emergency situation are subject to plan rules and cost sharing.

***Services provided in conjunction with the primary treatment.**

What is a waiting period?

It is the period of time between your effective date and the date that you are eligible for certain services outlined in the Dental Benefit Grid. If you had dental coverage with Delta Dental of MA 60 days prior to your effective date, the waiting period will be waived.

When can you enroll in the Optional Supplemental Benefits?

You may elect optional supplemental benefits at the same time you first join *Tufts Medicare Preferred HMO Value No Rx*. If you choose not to elect the Optional Supplemental Benefit at the time of your enrollment, you have until the end of the month from your effective date on *Tufts Medicare Preferred HMO Value No Rx* to add the Optional Supplemental Benefit to your coverage. Depending on when you elect the Optional Supplemental Benefit, your effective date may be the same as your medical coverage or the first of the month following your effective date on *Tufts Medicare Preferred HMO Value No Rx*.

You can also enroll in the Optional Supplemental Benefit during the Annual Election Period, which runs from October 15 – December 7 of each year, at the time of initial enrollment for newly eligible Medicare beneficiaries, or during a valid Special Election Period. Once you are enrolled in Optional Supplemental Benefit you remain continuously enrolled in this plan.

Current members can purchase Optional Supplemental Benefits during the following election periods:

- From October 15 through December 31 for a January 1 effective date;
- or
- From January 1 through January 31 for a February 1 effective date.

New members can purchase these Optional Supplemental Benefits until the end of the first month of their initial enrollment. Benefits will become effective the first of the following month.

How can you enroll in the Optional Supplemental Benefits?

If you are new to *Tufts Medicare Preferred HMO Value No Rx* or enrolling in a different HMO Plan offered by Tufts Health Plan Medicare Preferred, you would complete the enrollment application when enrolling into medical coverage and choose the Dental Option for an additional \$54 each month.

If you are a current *Tufts Medicare Preferred HMO Value No Rx* member, you would need to complete an Optional Supplemental Benefit Election Form to enroll in the Optional Supplemental Benefit for an additional \$54 each month. You can enroll by mail, by calling Customer Relations at 1-800-701-9000 (TTY: 1-800-208-9562) or on our website

www.tuftsmedicarepreferred.org

You may pay your premium either by check, through electronic funds transfer (EFT), online by signing up for a secure personal account on our website, or through a deduction from your Social Security check. Your dental premium must be paid the same way you pay your medical premium.

How to disenroll from the Optional Supplemental Benefits

You may voluntarily disenroll from the Optional Supplemental Benefit at any time throughout the year with 30-day notice, either by contacting our Customer Relations department, using the disenrollment form from the website, or mailing or faxing a signed letter requesting the disenrollment. Your letter must clearly state that you wish to disenroll from the Optional Supplemental Benefit, and include your printed name and member ID number. Your disenrollment will be effective on the first day of the month following receipt of your completed and signed disenrollment request.

If you disenroll from Optional Supplemental Benefits, you cannot re-enroll in Optional Supplemental Benefits until the next Optional Supplemental Benefits election period.

The Optional Supplemental Benefits election periods are shown earlier in this section under “How to Enroll in the Optional Supplemental Benefits.”

If you disenroll from the *Tufts Medicare Preferred HMO Value No Rx* plan, you will automatically be disenrolled from the Optional Supplemental Benefits.

No additional premium will be collected once you are disenrolled from the Optional Supplemental Benefit. If you paid for additional months, you will receive a refund.

If you fail to pay the monthly premium for the Optional Supplemental Benefits, you will lose the optional supplemental benefits but will remain enrolled in the *Tufts Medicare Preferred HMO Value No Rx plan*. You will be notified in writing if your Optional Supplemental Benefit is removed from your *Tufts Medicare Preferred HMO Value No Rx* coverage.

If you fail to pay your full *Tufts Medicare Preferred HMO Value No Rx* plan premium, you may be at risk for disenrollment. Please see Section 5 in Chapter 8 of this Evidence of Coverage for additional information regarding failure to pay plan premiums. If you are disenrolled from the Optional Supplemental Benefit, you cannot re-enroll in the Optional Supplemental Benefit until the next Annual Enrollment Period (AEP) or if you qualify for a Special Election Period (SEP), and you will be responsible to pay any outstanding balance.

The Optional Supplemental Rider coverage is only offered to members who have bought it with their plan. If you have not already bought this Optional Supplemental Rider and you would like to have it, you should call the Customer Service number listed on the back cover of this booklet.

Pre-treatment Estimates

If the charge for dental treatment will exceed three hundred dollars (\$300) it is recommended that the dentist file a copy of the treatment plan with Delta Dental BEFORE the treatment begins.

Chapter 4. Medical Benefits Chart (what is covered and what you pay)

A treatment plan is a detailed description of the procedures that the dentist plans to perform and includes an estimate of the charges for each service. The pre-estimate will be reviewed and a pre-estimate statement will be issued to you or the Provider detailing the benefits that will be covered by your plan along with your estimated responsibility and potential payment to the dental office. The pre-estimate is based on eligibility and benefits available at the time it is processed. A pre-estimate is not required to obtain care.

A pre-estimate is not a guarantee of payment. The claim for services performed will be based on eligibility and available benefits at the time it is submitted for payment and other procedures performed especially in the same area/quadrant/tooth which could all affect the actual claim determination/payment.

Utilization Review

This is the formal process designed to monitor the use of, or evaluate the medical appropriateness or efficiency of, health care services. A utilization review program has been established to ensure that any guidelines and criteria used to evaluate the medical appropriateness of a health care service are clearly documented and include procedures for applying such criteria based on the needs of the individual patients and characteristics of the local delivery system. The program was developed in conjunction with actively practicing dentists in all specialty areas of expertise and is reviewed at least annually to ensure that criteria are applied consistently.

Any utilization review conducted is done retrospectively or at the time a claim for services has been submitted for reimbursement. In order for a submitted claim to be covered, the procedure must be included in the Dental Benefit Grid. If a procedure is not a covered procedure then the claim for that procedure will be denied. Coverage of certain procedures may also be limited by frequency, waiting periods, etc., which are all stated in the Dental Benefit Grid.

There are also a number of listed procedures which are only considered a covered expense if a patient presents with a specified health history and/or has been diagnosed with a specified condition. During the claims review of these specific procedures, there may be a determination by a licensed dental practitioner that the procedure that was performed was not determined to be medically appropriate in accordance with the criteria that has been established in accordance with our utilization review program. In these situations, the claim for that procedure may be denied or partially reimbursed in accordance with the benefit for an alternate procedure.

Limitations and Exclusions:

Payment will be subject to the plan benefits (e.g. Individual Annual Deductible, Calendar Year Maximum), limitations and exclusions at the time the claim is submitted.

If a method of treatment is more costly than is customarily provided, benefits will be paid on the least costly method of treatment.

Coverage is limited to those services listed in the Delta Dental Benefit Chart. If a service is not listed, it is not covered.

Chapter 4. Medical Benefits Chart (what is covered and what you pay)

Services that are not covered include, but not limited to:

- Dental expenses incurred in connection with any dental procedures started prior to the effective date of coverage are excluded. The replacement of missing teeth prior to the effective date of coverage is not covered.
- A service or procedure that is not generally accepted as determined by Delta Dental (Example: LANAP-Laser Assisted New Attachment Protocol).
- Any procedure rendered in order to save a tooth when it has been determined by Delta Dental that there is poor statistical probability that the tooth will survive for 60 months. Poor statistical probability is defined as less than 70% chance from a restorative, endodontic or periodontal perspective that the tooth will survive. (example: surgical periodontal regenerative procedures to stabilize a tooth loosened due to extensive periodontal disease).
- Incomplete procedures.
- Any service or supply furnished along with, in preparation for, or as a result of a non-covered service.
- Fees related to missed appointments, travel time, and related expenses.
- Lab exams and photographs.
- Charges for services or supplies for which no charge would be paid in the absence of insurance for which the Member is not legally obligated to pay.
- A service rendered by someone other than a licensed dentist or a hygienist who is employed by a licensed dentist.
- Consultations.
- A service to treat disorders of the joints of the jaw (Temporomandibular joints).
- A service, supply, or procedure to increase the height of teeth (increase vertical dimension) or restore occlusion.
- Restorations for reasons other than decay or fracture, such as erosion, abrasion, or attrition.
- Laminate veneers.
- Services that are meant primarily to change to improve your appearance.
- The replacement of teeth beyond the normal complement of teeth.
- Gingivectomy to aid to the placement of a restoration.
- Computerized tomography (CT) scans, cone beam images, surgical stents, surgical guides for implants.
- Bone grafts and guided tissue regeneration in conjunction with extractions, apicoectomys, root amps, ridge augmentations and dental implant placements.
- Sinus lifts.
- Treatment of dental implant failures including surgical debridement and bone grafts to repair implant.
- Surgical or non-surgical procedures around dental implants (including, but not limited to, antimicrobial agents and soft tissue grafts).
- Gingival irrigation.
- Nitrous Oxide.
- Localized delivery of antimicrobial agents.
- Charges associated with office visits rendered after regular office hours.

Chapter 4. Medical Benefits Chart (what is covered and what you pay)

- Occlusal guards for the treatment of disorders of the joints of the jaw or for bruxism (grinding).
- Services performed by an out-of-network provider unless otherwise described in this document.
- Cleaning and inspection of removable appliances.
- Tooth bleaching procedures.
- Athletic guards, mouth guards and any repairs or adjustments of any guards.
- Temporary complete dentures and temporary fixed bridges or crowns.
- Stainless steel crown on permanent teeth.
- Precision attachments, semiprecision attachments or copings.
- Diagnostic photographs, cephalometric films, surgical access of an unerupted tooth, and placement of devices for an eruption of an impacted tooth (unless your coverage includes orthodontic services).
- Pulp caps.
- Services related to congenital anomalies.
- Surgical access of an unerupted tooth and placement of device to facilitate eruption of impacted tooth.
- Silver Fluoride.
- Occlusal orthotic device, retainer and night-guard adjustment.
- Duplicate or replacement due to theft or loss of dentures, bridges or periodontic appliances.
- Services, supplies, or appliances to stabilize teeth when required because of periodontal disease such as periodontal splinting.
- Cast restorations, copings, and attachments for installing overdentures, including associated endodontic procedures such as root canal.
- Tooth desensitization.
- Occlusal adjustment.
- Dietary advice and instructions in dental hygiene including proper methods of tooth brushing, use of dental floss, plaque control programs and caries susceptibility tests.
- Implants when not in lieu of a three-unit bridge and transplants.
- Implant abutments when the surgical implant was not covered.
- Implant maintenance.
- Transitional/Provisional implants and interim abutments and implant crowns.
- An illness or injury that we determine arose out of and in the course of your employment.
- A separate fee for services rendered by residents, fellows, or dentists who are salaried employees of a hospital or other facility
- Cleaning and inspection of removable appliances.
- Dental case management procedures.

Delta Dental of Massachusetts is an Independent Licensee of the Delta Dental Plans Association.
®Registered Marks of the Delta Dental Plans Association. The plan is administered by Delta Dental of Massachusetts.

SECTION 3 What services are not covered by the plan?

Section 3.1 Services we do *not* cover (exclusions)

This section tells you what services are “excluded” from Medicare coverage and therefore, are not covered by this plan. If a service is “excluded,” it means that this plan doesn’t cover the service.

The chart below lists services and items that either are not covered under any condition or are covered only under specific conditions.

If you get services that are excluded (not covered), you must pay for them yourself. We won’t pay for the excluded medical services listed in the chart below except under the specific conditions listed. The only exception: we will pay if a service in the chart below is found upon appeal to be a medical service that we should have paid for or covered because of your specific situation. (For information about appealing a decision we have made to not cover a medical service, go to Chapter 7, Section 5.3 in this booklet.)

All exclusions or limitations on services are described in the Benefits Chart or in the chart below.

Even if you receive the excluded services at an emergency facility, the excluded services are still not covered and our plan will not pay for them.

Services not covered by Medicare	Not covered under any condition	Covered only under specific conditions
Services considered not reasonable and necessary, according to the standards of Original Medicare	✓	
Experimental medical and surgical procedures, equipment and medications. Experimental procedures and items are those items and procedures determined by our plan and Original Medicare to not be generally accepted by the medical community.		✓ May be covered by Original Medicare under a Medicare-approved clinical research study or by our plan. (See Chapter 3, Section 5 for more information on clinical research studies.)
Surgical treatment for morbid obesity		✓ Covered only when medically necessary.

Chapter 4. Medical Benefits Chart (what is covered and what you pay)

Services not covered by Medicare	Not covered under any condition	Covered only under specific conditions
Private room in a hospital.		<p style="text-align: center;">✓</p> Covered only when covered by Medicare and considered medically necessary.
Private Duty Nursing	✓	
Part time or intermittent skilled nursing and home health aide visits greater than two hours at a time, including overnight visits	✓	
Personal items in your room at a hospital or a skilled nursing facility, such as a telephone or a television.	✓	
Full-time nursing care in your home.	✓	
*Custodial care is care provided in a nursing home, hospice, or other facility setting when you do not require skilled medical care or skilled nursing care.	✓	
Homemaker services include basic household assistance, including light housekeeping or light meal preparation.	✓	
Fees charged for care by your immediate relatives or members of your household.	✓	
Elective or voluntary enhancement procedures or services (including weight loss, hair growth, sexual performance, athletic performance, cosmetic purposes, anti-aging and mental performance)		<p style="text-align: center;">✓</p> Covered only when medically necessary.

Chapter 4. Medical Benefits Chart (what is covered and what you pay)

Services not covered by Medicare	Not covered under any condition	Covered only under specific conditions
Cosmetic surgery or procedures		<p style="text-align: center;">✓</p> <p>Covered in cases of an accidental injury or for improvement of the functioning of a malformed body member.</p> <p>Covered for all stages of reconstruction for a breast after a mastectomy, as well as for the unaffected breast to produce a symmetrical appearance.</p>
Routine dental care, such as cleanings, fillings or dentures.		<p style="text-align: center;">✓</p> <p>Benefit covered if member elects to purchase the Delta Dental Option rider</p>
Non-routine dental care.		<p style="text-align: center;">✓</p> <p>Dental care required to treat illness or injury may be covered as inpatient or outpatient care. Benefit covered if member elects to purchase the Delta Dental Option rider.</p>
Routine chiropractic care		<p style="text-align: center;">✓</p> <ul style="list-style-type: none"> • Manual manipulation of the spine to correct a subluxation is covered. • Initial evaluation covered once per calendar year
Routine foot care		<p style="text-align: center;">✓</p> <p>Some limited coverage provided according to Medicare guidelines, e.g., if you have diabetes.</p>
Home-delivered meals	✓	
Orthopedic shoes		<p style="text-align: center;">✓</p> <p>If shoes are part of a leg brace and are included in the cost of the brace, or the shoes are for a person with diabetic foot disease.</p>

Chapter 4. Medical Benefits Chart (what is covered and what you pay)

Services not covered by Medicare	Not covered under any condition	Covered only under specific conditions
Supportive devices for the feet		<p style="text-align: center;">✓</p> Orthopedic or therapeutic shoes for people with diabetic foot disease.
Hearing aids, or exams to fit hearing aids.		<p style="text-align: center;">✓</p> Hearing aids covered up to \$500 allowance every 3 years
Routine eye examinations, eyeglasses, radial keratotomy, LASIK surgery, vision therapy and other low vision aids.		<p style="text-align: center;">✓</p> Eye exam and one pair of eyeglasses (or contact lenses) are covered for people after cataract surgery but excludes scratch resistant coatings, mirror coatings, polarized lenses, deluxe lens features and progressive lenses. Routine eye exam is covered once per calendar year. One pair of routine eyeglasses (lenses and frames) or contact lenses covered every calendar year up to \$150 allowance from an EyeMed Vision Care participating provider, or up to \$90 from a non-participating provider.
Reversal of sterilization procedures and or non-prescription contraceptive supplies.	✓	
Acupuncture		<p style="text-align: center;">✓</p> Visits to a licensed acupuncturist covered up to \$150 per calendar year under the Wellness Allowance.
Naturopath services (uses natural or alternative treatments).	✓	

Chapter 4. Medical Benefits Chart (what is covered and what you pay)

Services not covered by Medicare	Not covered under any condition	Covered only under specific conditions
Transportation except by ambulance as described in this chapter, section 2.1. If you choose to use an ambulance when it is not a Medicare-covered service, you will be responsible for the entire cost. Wheelchair van (chair car) transportation is not covered even if provided by an ambulance company.	✓	
Extended care bed holds	✓	

*Custodial care is personal care that does not require the continuing attention of trained medical or paramedical personnel, such as care that helps you with activities of daily living, such as bathing or dressing.

CHAPTER 5

*Asking us to pay our share of a bill
you have received for covered
medical services*

Chapter 5. Asking us to pay our share of a bill you have received for covered medical services

Chapter 5. Asking us to pay our share of a bill you have received for covered medical services

SECTION 1 Situations in which you should ask us to pay our share of the cost of your covered services..... 104

Section 1.1 If you pay our plan’s share of the cost of your covered services, or if you receive a bill, you can ask us for payment 104

SECTION 2 How to ask us to pay you back or to pay a bill you have received..... 105

Section 2.1 How and where to send us your request for payment..... 105

SECTION 3 We will consider your request for payment and say yes or no 106

Section 3.1 We check to see whether we should cover the service and how much we owe 106

Section 3.2 If we tell you that we will not pay for all or part of the medical care, you can make an appeal..... 106

Chapter 5. Asking us to pay our share of a bill you have received for covered medical services

SECTION 1 Situations in which you should ask us to pay our share of the cost of your covered services

Section 1.1	If you pay our plan's share of the cost of your covered services, or if you receive a bill, you can ask us for payment
--------------------	---

Sometimes when you get medical care, you may need to pay the full cost right away. Other times, you may find that you have paid more than you expected under the coverage rules of the plan. In either case, you can ask our plan to pay you back (paying you back is often called “reimbursing” you). It is your right to be paid back by our plan whenever you’ve paid more than your share of the cost for medical services that are covered by our plan.

There may also be times when you get a bill from a provider for the full cost of medical care you have received. In many cases, you should send this bill to us instead of paying it. We will look at the bill and decide whether the services should be covered. If we decide they should be covered, we will pay the provider directly.

Here are examples of situations in which you may need to ask our plan to pay you back or to pay a bill you have received:

1. When you’ve received emergency or urgently needed medical care from a provider who is not in our plan’s network

You can receive emergency services from any provider, whether or not the provider is a part of our network. When you receive emergency or urgently needed services from a provider who is not part of our network, you are only responsible for paying your share of the cost, not for the entire cost. You should ask the provider to bill the plan for our share of the cost.

- If you pay the entire amount yourself at the time you receive the care, you need to ask us to pay you back for our share of the cost. Send us the bill, along with documentation of any payments you have made.
- At times you may get a bill from the provider asking for payment that you think you do not owe. Send us this bill, along with documentation of any payments you have already made.
 - If the provider is owed anything, we will pay the provider directly.
 - If you have already paid more than your share of the cost of the service, we will determine how much you owed and pay you back for our share of the cost.

2. When a network provider sends you a bill you think you should not pay

Network providers should always bill the plan directly, and ask you only for your share of the cost. But sometimes they make mistakes, and ask you to pay more than your share.

Chapter 5. Asking us to pay our share of a bill you have received for covered medical services

- You only have to pay your cost-sharing amount when you get services covered by our plan. We do not allow providers to add additional separate charges, called “balance billing.” This protection (that you never pay more than your cost-sharing amount) applies even if we pay the provider less than the provider charges for a service and even if there is a dispute and we don’t pay certain provider charges. For more information about “balance billing,” go to Chapter 4, Section 1.3.
- Whenever you get a bill from a network provider that you think is more than you should pay, send us the bill. We will contact the provider directly and resolve the billing problem.
- If you have already paid a bill to a network provider, but you feel that you paid too much, send us the bill along with documentation of any payment you have made and ask us to pay you back the difference between the amount you paid and the amount you owed under the plan.

3. If you are retroactively enrolled in our plan.

Sometimes a person’s enrollment in the plan is retroactive. (Retroactive means that the first day of their enrollment has already passed. The enrollment date may even have occurred last year.)

If you were retroactively enrolled in our plan and you paid out-of-pocket for any of your covered services after your enrollment date, you can ask us to pay you back for our share of the costs. You will need to submit paperwork for us to handle the reimbursement.

Please call Customer Relations for additional information about how to ask us to pay you back and deadlines for making your request. (Phone numbers for Customer Relations are printed on the back cover of this booklet.)

All of the examples above are types of coverage decisions. This means that if we deny your request for payment, you can appeal our decision. Chapter 7 of this booklet (*What to do if you have a problem or complaint (coverage decisions, appeals, complaints)*) has information about how to make an appeal.

SECTION 2 How to ask us to pay you back or to pay a bill you have received

Section 2.1	How and where to send us your request for payment
-------------	---

Send us your request for payment, along with your bill and documentation of any payment you have made. It’s a good idea to make a copy of your bill and receipts for your records.

To make sure you are giving us all the information we need to make a decision, you can fill out our claim form to make your request for payment.

- You don’t have to use the form, but it will help us process the information faster.

Chapter 5. Asking us to pay our share of a bill you have received for covered medical services

- Either download a copy of the form from our website (thmp.org/forms-documents) or call Customer Relations and ask for the form. (Phone numbers for Customer Relations are printed on the back cover of this booklet.)

Mail your request for payment together with any bills or receipts to us at this address:

EyeMed Payment Requests:

First American Administrators, Attn: OON Claims, P.O. Box 8504, Mason, OH 45040-7111

All other payment requests:

Tufts Health Plan Medicare Preferred, P.O. Box 9183, Watertown, MA 02471-9183

Contact Customer Relations if you have any questions (phone numbers are printed on the back cover of this booklet). If you don't know what you should have paid, or you receive bills and you don't know what to do about those bills, we can help. You can also call if you want to give us more information about a request for payment you have already sent to us.

SECTION 3 We will consider your request for payment and say yes or no

Section 3.1	We check to see whether we should cover the service and how much we owe
--------------------	--

When we receive your request for payment, we will let you know if we need any additional information from you. Otherwise, we will consider your request and make a coverage decision.

- If we decide that the medical care is covered and you followed all the rules for getting the care, we will pay for our share of the cost. If you have already paid for the service, we will mail your reimbursement of our share of the cost to you. If you have not paid for the service yet, we will mail the payment directly to the provider. (Chapter 3 explains the rules you need to follow for getting your medical services covered.)
- If we decide that the medical care is *not* covered, or you did *not* follow all the rules, we will not pay for our share of the cost. Instead, we will send you a letter that explains the reasons why we are not sending the payment you have requested and your rights to appeal that decision.

Section 3.2	If we tell you that we will not pay for all or part of the medical care, you can make an appeal
--------------------	--

If you think we have made a mistake in turning down your request for payment or you don't agree with the amount we are paying, you can make an appeal. If you make an appeal, it means

Chapter 5. Asking us to pay our share of a bill you have received for covered medical services

you are asking us to change the decision we made when we turned down your request for payment.

For the details on how to make this appeal, go to Chapter 7 of this booklet (*What to do if you have a problem or complaint (coverage decisions, appeals, complaints)*). The appeals process is a formal process with detailed procedures and important deadlines. If making an appeal is new to you, you will find it helpful to start by reading Section 4 of Chapter 7. Section 4 is an introductory section that explains the process for coverage decisions and appeals and gives definitions of terms such as “appeal.” Then after you have read Section 4, you can go to Section 5.3 to learn how to make an appeal about getting paid back for a medical service.

CHAPTER 6

Your rights and responsibilities

Chapter 6. Your rights and responsibilities

SECTION 1 Our plan must honor your rights as a member of the plan 110

- Section 1.1 We must provide information in a way that works for you (in languages other than English) 110
- Section 1.2 We must treat you with fairness, dignity, and respect at all times..... 111
- Section 1.3 We must ensure that you get timely access to your covered services 111
- Section 1.4 We must protect the privacy of your personal health information 111
- Section 1.5 We must give you information about the plan, its network of providers, and your covered services 113
- Section 1.6 We must support your right to make decisions about your care..... 114
- Section 1.7 You have the right to make complaints and to ask us to reconsider decisions we have made 116
- Section 1.8 What can you do if you believe you are being treated unfairly or your rights are not being respected? 116
- Section 1.9 How to get more information about your rights 116

SECTION 2 You have some responsibilities as a member of the plan 117

- Section 2.1 What are your responsibilities?..... 117

SECTION 3 How We Help You Receive Quality Care 119

- Section 3.1 Medical Management Program119

SECTION 1 Our plan must honor your rights as a member of the plan

Section 1.1 We must provide information in a way that works for you (in languages other than English)

To get information from us in a way that works for you, please call Customer Relations (phone numbers are printed on the back cover of this booklet).

Our plan has people and free interpreter services available to answer questions from disabled and non-English speaking members. We can also provide certain written materials in Spanish and large print at no cost if you need it. We are required to give you information about the plan's benefits in a format that is accessible and appropriate for you. To get information from us in a way that works for you, please call Customer Relations (phone numbers are printed on the back cover of this booklet) or contact our Civil Rights Coordinator (contact information can be found in Chapter 9, Section 5).

If you have any trouble getting information from our plan in a format that is accessible and appropriate for you, please call to file a grievance with our Civil Rights Coordinator (contact information can be found in Chapter 9, Section 5). You may also file a complaint with Medicare by calling 1-800-MEDICARE (1-800-633-4227) or directly with the Office for Civil Rights. Contact information is included in this Evidence of Coverage or with this mailing, or you may contact Customer Relations for additional information.

Sección 1.1 Debemos proporcionar información en una forma que le resulte conveniente (en idiomas diferentes del inglés)

Para obtener información de nosotros en una forma que le resulte conveniente, llame a Relaciones con el cliente (los números de teléfono se indican en la tapa posterior de este cuadernillo).

Nuestro plan cuenta con personal y servicio de intérprete gratuito disponible para responder preguntas sobre miembros discapacitados y que no hablan inglés. También podemos proporcionar material escrito en español y en un tamaño de letra grande sin costo, si lo necesita. Debemos proporcionarle información sobre los beneficios del plan en un formato que le resulte accesible y apropiado. Para obtener información de nosotros en una forma que funcione para usted, llame a Relaciones con el cliente (los números de teléfono se indican en la tapa posterior de este cuadernillo) o comuníquese con nuestro Coordinador de derechos civiles (la información de contacto se indica en el capítulo 9, sección 5).

Si tiene inconvenientes para obtener información de nuestro plan en un formato que le resulte accesible y apropiado, llame para presentar un reclamo con nuestro Coordinador de derechos civiles (la información de contacto se indica en el capítulo 9, sección 5). También puede

Chapter 6. Your rights and responsibilities

presentar un reclamo con Medicare llamando al 1-800-MEDICARE (1-800-633-4227) o directamente en la Oficina de derechos civiles. La información de contacto se indica en esta Evidencia de cobertura o en esta correspondencia, o bien puede comunicarse con Relaciones con el cliente para obtener más información.

Section 1.2 We must treat you with fairness, dignity, and respect at all times

Our plan must obey laws that protect you from discrimination or unfair treatment. **We do not discriminate** based on a person's race, ethnicity, national origin, religion, gender, age, mental or physical disability, health status, claims experience, medical history, genetic information, evidence of insurability, or geographic location within the service area.

If you want more information or have concerns about discrimination or unfair treatment, please call the Department of Health and Human Services' **Office for Civil Rights** at 1-800-368-1019 (TTY 1-800-537-7697) or your local Office for Civil Rights.

If you have a disability and need help with access to care, please call us at Customer Relations (phone numbers are printed on the back cover of this booklet). If you have a complaint, such as a problem with wheelchair access, Customer Relations can help.

Section 1.3 We must ensure that you get timely access to your covered services

As a member of our plan, you have the right to choose a Primary Care Physician (PCP) in the plan's network to provide and arrange for your covered services (Chapter 3 explains more about this). Call Customer Relations to learn which doctors are accepting new patients (phone numbers are printed on the back cover of this booklet). You also have the right to go to a women's health specialist (such as a gynecologist) without a referral.

As a plan member, you have the right to get appointments and covered services from the plan's network of providers *within a reasonable amount of time*. This includes the right to get timely services from specialists when you need that care.

If you think that you are not getting your medical care within a reasonable amount of time, Chapter 7, Section 9 of this booklet tells what you can do. (If we have denied coverage for your medical care and you don't agree with our decision, Chapter 7, Section 4 tells what you can do.)

Section 1.4 We must protect the privacy of your personal health information

Federal and state laws protect the privacy of your medical records and personal health information. We protect your personal health information as required by these laws.

Chapter 6. Your rights and responsibilities

- Your “personal health information” includes the personal information you gave us when you enrolled in this plan as well as your medical records and other medical and health information.
- The laws that protect your privacy give you rights related to getting information and controlling how your health information is used. We give you a written notice, called a “Notice of Privacy Practice,” that tells about these rights and explains how we protect the privacy of your health information.
- Our Notice of Privacy Practices was updated in August 2013. You can view a copy of the Notice on our website or, if you would like a copy sent to you, call Customer Relations (phone numbers are on the cover of this booklet).

How do we protect the privacy of your health information?

- We make sure that unauthorized people don’t see or change your records.
- In most situations, if we give your health information to anyone who isn’t providing your care or paying for your care, *we are required to get written permission from you first*. Written permission can be given by you or by someone you have given legal power to make decisions for you.
- There are certain exceptions that do not require us to get your written permission first. These exceptions are allowed or required by law.
 - For example, we are required to release health information to government agencies that are checking on quality of care.
 - Because you are a member of our plan through Medicare, we are required to give Medicare your health information. If Medicare releases your information for research or other uses, this will be done according to Federal statutes and regulations.

You can see the information in your records and know how it has been shared with others

You have the right to look at your medical records held at the plan, and to get a copy of your records. We are allowed to charge you a fee for making copies. You also have the right to ask us to make additions or corrections to your medical records. If you ask us to do this, we will work with your healthcare provider to decide whether the changes should be made.

You have the right to know how your health information has been shared with others for any purposes that are not routine.

If you have questions or concerns about the privacy of your personal health information, please call Customer Relations (phone numbers are printed on the back cover of this booklet).

Section 1.5	We must give you information about the plan, its network of providers, and your covered services
--------------------	---

As a member of Tufts Medicare Preferred HMO Value No Rx, you have the right to get several kinds of information from us. As explained above in Section 1.1, you have the right to get information from us in a way that works for you. This includes getting the information in languages other than English (certain materials are available in Spanish or large print).

If you want any of the following kinds of information, please call Customer Relations (phone numbers are printed on the back cover of this booklet):

- **Information about our plan.** This includes, for example, information about the plan’s financial condition. It also includes information about the number of appeals made by members and the plan’s performance ratings, including how it has been rated by plan members and how it compares to other Medicare health plans.
- **Information about our network providers.**
 - For example, you have the right to get information from us about the qualifications of the providers in our network and how we pay the providers in our network.
 - For a list of the providers in the plan’s network, see the Provider Directory.
 - For more detailed information about our providers, you can call Customer Relations (phone numbers are printed on the back cover of this booklet) or visit our website at thmp.org.
- **Information about your coverage and the rules you must follow when using your coverage.**
 - In Chapters 3 and 4 of this booklet, we explain what medical services are covered for you, any restrictions to your coverage, and what rules you must follow to get your covered medical services.
 - If you have questions about the rules or restrictions, please call Customer Relations (phone numbers are printed on the back cover of this booklet).
- **Information about why something is not covered and what you can do about it.**
 - If a medical service is not covered for you, or if your coverage is restricted in some way, you can ask us for a written explanation. You have the right to this explanation even if you received the medical service from an out-of-network provider.
 - If you are not happy or if you disagree with a decision we make about what medical care is covered for you, you have the right to ask us to change the decision. You can ask us to change the decision by making an appeal. For details on what to do if something is not covered for you in the way you think it should be covered, see Chapter 7 of this booklet. It gives you the details about how to make an appeal if you want us to change our decision. (Chapter 7 also tells about

Chapter 6. Your rights and responsibilities

how to make a complaint about quality of care, waiting times, and other concerns.)

- If you want to ask our plan to pay our share of a bill you have received for medical care, see Chapter 5 of this booklet.

Section 1.6 We must support your right to make decisions about your care**You have the right to know your treatment options and participate in decisions about your health care**

You have the right to get full information from your doctors and other health care providers when you go for medical care. Your providers must explain your medical condition and your treatment choices *in a way that you can understand*.

You also have the right to participate fully in decisions about your health care. To help you make decisions with your doctors about what treatment is best for you, your rights include the following:

- **To know about all of your choices.** This means that you have the right to be told about all of the treatment options that are recommended for your condition, no matter what they cost or whether they are covered by our plan.
- **To know about the risks.** You have the right to be told about any risks involved in your care. You must be told in advance if any proposed medical care or treatment is part of a research experiment. You always have the choice to refuse any experimental treatments.
- **The right to say “no.”** You have the right to refuse any recommended treatment. This includes the right to leave a hospital or other medical facility, even if your doctor advises you not to leave. Of course, if you refuse treatment, you accept full responsibility for what happens to your body as a result.
- **To receive an explanation if you are denied coverage for care.** You have the right to receive an explanation from us if a provider has denied care that you believe you should receive. To receive this explanation, you will need to ask us for a coverage decision. Chapter 7 of this booklet tells how to ask the plan for a coverage decision.

You have the right to give instructions about what is to be done if you are not able to make medical decisions for yourself

Sometimes people become unable to make health care decisions for themselves due to accidents or serious illness. You have the right to say what you want to happen if you are in this situation. This means that, *if you want to*, you can:

- Fill out a written form to give **someone the legal authority to make medical decisions for you** if you ever become unable to make decisions for yourself.

- **Give your doctors written instructions** about how you want them to handle your medical care if you become unable to make decisions for yourself.

The legal documents that you can use to give your directions in advance in these situations are called “**advance directives**.” There are different types of advance directives and different names for them. Documents called “**living will**” and “**power of attorney for health care**” are examples of advance directives. You can also use a “**Health Care Proxy**”. A Health Care Proxy is a legal document used to appoint a trusted person called a Health Care Agent to make health care decisions on your behalf if you are unable to do so. Once completed, a Health Care Proxy is a legal document as specified by Massachusetts law.

If you want to use an “advance directive” to give your instructions, here is what to do:

- **Get the form.** If you want to have an advance directive, you can get a form from your lawyer, from a social worker, or from some office supply stores. You can sometimes get advance directive forms from organizations that give people information about Medicare.
- **Fill it out and sign it.** Regardless of where you get this form, keep in mind that it is a legal document. You should consider having a lawyer help you prepare it.
- **Give copies to appropriate people.** You should give a copy of the form to your doctor and to the person you name on the form as the one to make decisions for you if you can’t. You may want to give copies to close friends or family members as well. Be sure to keep a copy at home.

If you know ahead of time that you are going to be hospitalized, and you have signed an advance directive, **take a copy with you to the hospital.**

- If you are admitted to the hospital, they will ask you whether you have signed an advance directive form and whether you have it with you.
- If you have not signed an advance directive form, the hospital has forms available and will ask if you want to sign one.

Remember, it is your choice whether you want to fill out an advance directive (including whether you want to sign one if you are in the hospital). According to law, no one can deny you care or discriminate against you based on whether or not you have signed an advance directive.

What if your instructions are not followed?

If you have signed an advance directive, and you believe that a doctor or hospital did not follow the instructions in it, you may file a complaint with The Department of Public Health, Commissioner’s Office, 250 Washington Street, Boston, MA 02110, 1-617-753-8000.

Section 1.7 You have the right to make complaints and to ask us to reconsider decisions we have made

If you have any problems or concerns about your covered services or care, Chapter 7 of this booklet tells what you can do. It gives the details about how to deal with all types of problems and complaints. What you need to do to follow up on a problem or concern depends on the situation. You might need to ask our plan to make a coverage decision for you, make an appeal to us to change a coverage decision, or make a complaint. Whatever you do – ask for a coverage decision, make an appeal, or make a complaint – **we are required to treat you fairly.**

You have the right to get a summary of information about the appeals and complaints that other members have filed against our plan in the past. To get this information, please call Customer Relations (phone numbers are printed on the back cover of this booklet).

Section 1.8 What can you do if you believe you are being treated unfairly or your rights are not being respected?

If it is about discrimination, call the Office for Civil Rights

If you believe you have been treated unfairly or your rights have not been respected due to your race, disability, religion, sex, health, ethnicity, creed (beliefs), age, or national origin, you should call the Department of Health and Human Services' **Office for Civil Rights** at 1-800-368-1019 or TTY 1-800-537-7697, or call your local Office for Civil Rights.

Is it about something else?

If you believe you have been treated unfairly or your rights have not been respected, *and it's not* about discrimination, you can get help dealing with the problem you are having:

- You can **call Customer Relations** (phone numbers are printed on the back cover of this booklet).
- You can **call the SHIP**. For details about this organization and how to contact it, go to Chapter 2, Section 3.
- Or, **you can call Medicare** at 1-800-MEDICARE (1-800-633-4227), 24 hours a day, 7 days a week. TTY users should call 1-877-486-2048.

Section 1.9 How to get more information about your rights

There are several places where you can get more information about your rights:

- You can **call Customer Relations** (phone numbers are printed on the back cover of this booklet).

Chapter 6. Your rights and responsibilities

- You can **call the SHIP**. For details about this organization and how to contact it, go to Chapter 2, Section 3.
- You can contact **Medicare**.
 - You can visit the Medicare website to read or download the publication “Your Medicare Rights & Protections.” (The publication is available at: <https://www.medicare.gov/Pubs/pdf/11534.pdf>);
 - Or, you can call 1-800-MEDICARE (1-800-633-4227), 24 hours a day, 7 days a week. TTY users should call 1-877-486-2048.

SECTION 2 You have some responsibilities as a member of the plan

Section 2.1 What are your responsibilities?

Things you need to do as a member of the plan are listed below. If you have any questions, please call Customer Relations (phone numbers are printed on the back cover of this booklet). We're here to help.

- **Get familiar with your covered services and the rules you must follow to get these covered services.** Use this Evidence of Coverage booklet to learn what is covered for you and the rules you need to follow to get your covered services.
 - Chapters 3 and 4 give the details about your medical services, including what is covered, what is not covered, rules to follow, and what you pay.
- **If you have any information that Tufts Health Plan Medicare Preferred may need including other health insurance coverage in addition to our plan, or separate prescription drug coverage, you are required to tell us.** Please call Customer Relations to let us know (phone numbers are printed on the back cover of this booklet).
 - We are required to follow rules set by Medicare to make sure that you are using all of your coverage in combination when you get your covered services from our plan. This is called “**coordination of benefits**” because it involves coordinating the health benefits you get from our plan with any other benefits available to you. We'll help you coordinate your benefits. (For more information about coordination of benefits, go to Chapter 1, Section 7.)
- **Tell your doctor and other health care providers that you are enrolled in our plan.** Show your plan membership card whenever you get your medical care.
- **Help your doctors and other providers help you by giving them information, asking questions, and following through on your care.**
 - To help your doctors and other health providers give you the best care, learn as much as you are able to about your health problems and give them the

Chapter 6. Your rights and responsibilities

information they need about you and your health. Follow the treatment plans and instructions that you and your doctors agree upon.

- Make sure your doctors know all of the drugs you are taking, including over-the-counter drugs, vitamins, and supplements.
- If you have any questions, be sure to ask. Your doctors and other health care providers are supposed to explain things in a way you can understand. You have a responsibility to understand your health problems and participate in developing mutually agreed-upon treatment goals to the degree possible. If you ask a question and you don't understand the answer you are given, ask again.
- **Be considerate.** We expect all our members to respect the rights of other patients. We also expect you to act in a way that helps the smooth running of your doctor's office, hospitals, and other offices.
- **Pay what you owe.** As a plan member, you are responsible for these payments:
 - You must pay your plan premiums to continue being a member of our plan.
 - In order to be eligible for our plan, you must have Medicare Part A and Medicare Part B. For that reason, some plan members must pay a premium for Medicare Part A and most plan members must pay a premium for Medicare Part B to remain a member of the plan.
 - For some of your medical services covered by the plan, you must pay your share of the cost when you get the service. This will be a copayment (a fixed amount) *OR* coinsurance (a percentage of the total cost). Chapter 4 tells what you must pay for your medical services.
 - If you get any medical services that are not covered by our plan or by other insurance you may have, you must pay the full cost.
 - If you disagree with our decision to deny coverage for a service, you can make an appeal. Please see Chapter 7 of this booklet for information about how to make an appeal.
- **Tell us if you move.** If you are going to move, it's important to tell us right away. Call Customer Relations (phone numbers are printed on the back cover of this booklet).
 - **If you move *outside* of our plan service area, you cannot remain a member of our plan.** (Chapter 1 tells about our service area.) We can help you figure out whether you are moving outside our service area. If you are leaving our service area, you will have a Special Enrollment Period when you can join any Medicare plan available in your new area. We can let you know if we have a plan in your new area.
 - **If you move *within* our service area, we still need to know** so we can keep your membership record up to date and know how to contact you.
 - If you move, it is also important to tell Social Security (or the Railroad Retirement Board). You can find phone numbers and contact information for these organizations in Chapter 2.

Chapter 6. Your rights and responsibilities

- **Call Customer Relations for help if you have questions or concerns.** We also welcome any suggestions you may have for improving our plan.
 - Phone numbers and calling hours for Customer Relations are printed on the back cover of this booklet.
 - For more information on how to reach us, including our mailing address, please see Chapter 2.

SECTION 3 How We Help You Receive Quality Care

Section 3.1 Medical Management Program

Our Medical Management (MM) Program helps arrange for members to receive quality healthcare in an appropriate treatment setting. MM refers to the process by which Tufts Health Plan Medicare Preferred or a health care provider authorizes coverage for health care procedures or treatments. Coverage decisions are based on medical necessity guidelines utilizing Medicare coverage guidelines and appropriateness of care, service, and setting.

You have the right to a candid discussion of appropriate or medically necessary treatment options, regardless of cost or benefit coverage.

Tufts Health Plan Medicare Preferred's Medical Management Program follows all Medicare Coverage Guidelines.

Care management services will be available as needed to support recovery from and illness or trauma and also work with you to achieve self-management of Chronic diseases.

CHAPTER 7

*What to do if you have a problem or
complaint (coverage decisions,
appeals, complaints)*

**Chapter 7. What to do if you have a problem or complaint
(coverage decisions, appeals, complaints)**

**Chapter 7. What to do if you have a problem or complaint
(coverage decisions, appeals, complaints)**

BACKGROUND..... 123

SECTION 1 Introduction 123

 Section 1.1 What to do if you have a problem or concern..... 123

 Section 1.2 What about the legal terms?..... 123

**SECTION 2 You can get help from government organizations that are
not connected with us..... 124**

 Section 2.1 Where to get more information and personalized assistance..... 124

SECTION 3 To deal with your problem, which process should you use?..... 124

 Section 3.1 Should you use the process for coverage decisions and appeals? Or
 should you use the process for making complaints? 124

COVERAGE DECISIONS AND APPEALS 125

SECTION 4 A guide to the basics of coverage decisions and appeals 125

 Section 4.1 Asking for coverage decisions and making appeals: the big picture 125

 Section 4.2 How to get help when you are asking for a coverage decision or making
 an appeal..... 126

 Section 4.3 Which section of this chapter gives the details for your situation? 127

**SECTION 5 Your medical care: How to ask for a coverage decision or
make an appeal..... 128**

 Section 5.1 This section tells what to do if you have problems getting coverage for
 medical care or if you want us to pay you back for our share of the
 cost of your care 128

 Section 5.2 Step-by-step: How to ask for a coverage decision (how to ask our plan to
 authorize or provide the medical care coverage you want)..... 129

 Section 5.3 Step-by-step: How to make a Level 1 Appeal (how to ask for a review of
 a medical care coverage decision made by our plan)..... 132

 Section 5.4 Step-by-step: How a Level 2 Appeal is done..... 136

 Section 5.5 What if you are asking us to pay you for our share of a bill you have
 received for medical care?..... 137

**Chapter 7. What to do if you have a problem or complaint
(coverage decisions, appeals, complaints)**

SECTION 6	How to ask us to cover a longer inpatient hospital stay if you think the doctor is discharging you too soon	139
Section 6.1	During your inpatient hospital stay, you will get a written notice from Medicare that tells about your rights	139
Section 6.2	Step-by-step: How to make a Level 1 Appeal to change your hospital discharge date	140
Section 6.3	Step-by-step: How to make a Level 2 Appeal to change your hospital discharge date	143
Section 6.4	What if you miss the deadline for making your Level 1 Appeal?	145
SECTION 7	How to ask us to keep covering certain medical services if you think your coverage is ending too soon	148
Section 7.1	<i>This section is about three services only:</i> Home health care, skilled nursing facility care, and Comprehensive Outpatient Rehabilitation Facility (CORF) services	148
Section 7.2	We will tell you in advance when your coverage will be ending	148
Section 7.3	Step-by-step: How to make a Level 1 Appeal to have our plan cover your care for a longer time	149
Section 7.4	Step-by-step: How to make a Level 2 Appeal to have our plan cover your care for a longer time	151
Section 7.5	What if you miss the deadline for making your Level 1 Appeal?	153
SECTION 8	Taking your appeal to Level 3 and beyond	155
Section 8.1	Levels of Appeal 3, 4, and 5 for Medical Service Appeals	155
MAKING COMPLAINTS		157
SECTION 9	How to make a complaint about quality of care, waiting times, customer service, or other concerns	157
Section 9.1	What kinds of problems are handled by the complaint process?	157
Section 9.2	The formal name for “making a complaint” is “filing a grievance”	159
Section 9.3	Step-by-step: Making a complaint	159
Section 9.4	You can also make complaints about quality of care to the Quality Improvement Organization	161
Section 9.5	You can also tell Medicare about your complaint	161

**Chapter 7. What to do if you have a problem or complaint
(coverage decisions, appeals, complaints)****BACKGROUND****SECTION 1 Introduction****Section 1.1 What to do if you have a problem or concern**

This chapter explains two types of processes for handling problems and concerns:

- For some types of problems, you need to use the **process for coverage decisions and appeals**.
- For other types of problems, you need to use the **process for making complaints**.

Both of these processes have been approved by Medicare. To ensure fairness and prompt handling of your problems, each process has a set of rules, procedures, and deadlines that must be followed by us and by you.

Which one do you use? That depends on the type of problem you are having. The guide in Section 3 will help you identify the right process to use.

Section 1.2 What about the legal terms?

There are technical legal terms for some of the rules, procedures, and types of deadlines explained in this chapter. Many of these terms are unfamiliar to most people and can be hard to understand.

To keep things simple, this chapter explains the legal rules and procedures using simpler words in place of certain legal terms. For example, this chapter generally says “making a complaint” rather than “filing a grievance,” “coverage decision” rather than “organization determination,” and “Independent Review Organization” instead of “Independent Review Entity.” It also uses abbreviations as little as possible.

However, it can be helpful – and sometimes quite important – for you to know the correct legal terms for the situation you are in. Knowing which terms to use will help you communicate more clearly and accurately when you are dealing with your problem and get the right help or information for your situation. To help you know which terms to use, we include legal terms when we give the details for handling specific types of situations.

**Chapter 7. What to do if you have a problem or complaint
(coverage decisions, appeals, complaints)**

SECTION 2 You can get help from government organizations that are not connected with us

Section 2.1 Where to get more information and personalized assistance

Sometimes it can be confusing to start or follow through the process for dealing with a problem. This can be especially true if you do not feel well or have limited energy. Other times, you may not have the knowledge you need to take the next step.

Get help from an independent government organization

We are always available to help you. But in some situations you may also want help or guidance from someone who is not connected with us. You can always contact your **State Health Insurance Assistance Program (SHIP)**. This government program has trained counselors in every state. The program is not connected with us or with any insurance company or health plan. The counselors at this program can help you understand which process you should use to handle a problem you are having. They can also answer your questions, give you more information, and offer guidance on what to do.

The services of SHIP counselors are free. You will find phone numbers in Chapter 2, Section 3 of this booklet.

You can also get help and information from Medicare

For more information and help in handling a problem, you can also contact Medicare. Here are two ways to get information directly from Medicare:

- You can call 1-800-MEDICARE (1-800-633-4227), 24 hours a day, 7 days a week. TTY users should call 1-877-486-2048.
- You can visit the Medicare website (<https://www.medicare.gov>).

SECTION 3 To deal with your problem, which process should you use?

Section 3.1 Should you use the process for coverage decisions and appeals? Or should you use the process for making complaints?

If you have a problem or concern, you only need to read the parts of this chapter that apply to your situation. The guide that follows will help.

Chapter 7. What to do if you have a problem or complaint (coverage decisions, appeals, complaints)

To figure out which part of this chapter will help with your specific problem or concern,
START HERE

Is your problem or concern about your benefits or coverage?

(This includes problems about whether particular medical care or prescription drugs are covered or not, the way in which they are covered, and problems related to payment for medical care or prescription drugs.)

Yes. My problem is about benefits or coverage.

Go on to the next section of this chapter, **Section 4, “A guide to the basics of coverage decisions and appeals.”**

No. My problem is not about benefits or coverage.

Skip ahead to **Section 9** at the end of this chapter: **“How to make a complaint about quality of care, waiting times, customer service or other concerns.”**

COVERAGE DECISIONS AND APPEALS

SECTION 4 A guide to the basics of coverage decisions and appeals

Section 4.1	Asking for coverage decisions and making appeals: the big picture
-------------	---

The process for coverage decisions and appeals deals with problems related to your benefits and coverage for medical services, including problems related to payment. This is the process you use for issues such as whether something is covered or not and the way in which something is covered.

Asking for coverage decisions

A coverage decision is a decision we make about your benefits and coverage or about the amount we will pay for your medical services. For example, your plan network doctor makes a (favorable) coverage decision for you whenever you receive medical care from him or her or if your network doctor refers you to a medical specialist. You or your doctor can also contact us and ask for a coverage decision if your doctor is unsure whether we will cover a particular

Chapter 7. What to do if you have a problem or complaint (coverage decisions, appeals, complaints)

medical service or refuses to provide medical care you think that you need. In other words, if you want to know if we will cover a medical service before you receive it, you can ask us to make a coverage decision for you.

We are making a coverage decision for you whenever we decide what is covered for you and how much we pay. In some cases we might decide a service is not covered or is no longer covered by Medicare for you. If you disagree with this coverage decision, you can make an appeal.

Making an appeal

If we make a coverage decision and you are not satisfied with this decision, you can “appeal” the decision. An appeal is a formal way of asking us to review and change a coverage decision we have made.

When you appeal a decision for the first time, this is called a Level 1 Appeal. In this appeal, we review the coverage decision we made to check to see if we were following all of the rules properly. Your appeal is handled by different reviewers than those who made the original unfavorable decision. When we have completed the review we give you our decision. Under certain circumstances, which we discuss later, you can request an expedited or “fast coverage decision” or fast appeal of a coverage decision.

If we say no to all or part of your Level 1 Appeal, your case will automatically go on to a Level 2 Appeal. The Level 2 Appeal is conducted by an independent organization that is not connected to us. If you are not satisfied with the decision at the Level 2 Appeal, you may be able to continue through additional levels of appeal.

Section 4.2	How to get help when you are asking for a coverage decision or making an appeal
--------------------	--

Would you like some help? Here are resources you may wish to use if you decide to ask for any kind of coverage decision or appeal a decision:

- You **can call us at Customer Relations** (phone numbers are printed on the back cover of this booklet).
- To **get free help from an independent organization** that is not connected with our plan, contact your SHIP (see Section 2 of this chapter).
- **Your doctor can make a request for you.** For medical care, your doctor can request a coverage decision or a Level 1 Appeal on your behalf. If your appeal is denied at Level 1, it will be automatically forwarded to Level 2. To request any appeal after Level 2, your doctor must be appointed as your representative.

Chapter 7. What to do if you have a problem or complaint (coverage decisions, appeals, complaints)

- **You can ask someone to act on your behalf.** If you want to, you can name another person to act for you as your “representative” to ask for a coverage decision or make an appeal.
 - There may be someone who is already legally authorized to act as your representative under State law.
 - If you want a friend, relative, your doctor or other provider, or other person to be your representative, call Customer Relations (phone numbers are printed on the back cover of this booklet) and ask for the “Appointment of Representative” form. (The form is also available on Medicare’s website at <https://www.cms.gov/Medicare/CMS-Forms/CMS-Forms/downloads/cms1696.pdf> or on our website at thmp.org.) The form gives that person permission to act on your behalf. It must be signed by you and by the person who you would like to act on your behalf. You must give us a copy of the signed form.
- **You also have the right to hire a lawyer to act for you.** You may contact your own lawyer, or get the name of a lawyer from your local bar association or other referral service. There are also groups that will give you free legal services if you qualify. However, **you are not required to hire a lawyer** to ask for any kind of coverage decision or appeal a decision.

Section 4.3 **Which section of this chapter gives the details for your situation?**

There are three different types of situations that involve coverage decisions and appeals. Since each situation has different rules and deadlines, we give the details for each one in a separate section:

- **Section 5** of this chapter: “Your medical care: How to ask for a coverage decision or make an appeal”
- **Section 6** of this chapter: “How to ask us to cover a longer inpatient hospital stay if you think the doctor is discharging you too soon”
- **Section 7** of this chapter: “How to ask us to keep covering certain medical services if you think your coverage is ending too soon” (*Applies to these services only:* home health care, skilled nursing facility care, and Comprehensive Outpatient Rehabilitation Facility (CORF) services)

If you’re not sure which section you should be using, please call Customer Relations (phone numbers are printed on the back cover of this booklet). You can also get help or information from government organizations such as your SHIP (Chapter 2, Section 3, of this booklet has the phone numbers for this program).

**Chapter 7. What to do if you have a problem or complaint
(coverage decisions, appeals, complaints)**

SECTION 5 Your medical care: How to ask for a coverage decision or make an appeal

? Have you read Section 4 of this chapter (*A guide to “the basics” of coverage decisions and appeals*)? If not, you may want to read it before you start this section.

Section 5.1 This section tells what to do if you have problems getting coverage for medical care or if you want us to pay you back for our share of the cost of your care

This section is about your benefits for medical care and services. These benefits are described in Chapter 4 of this booklet: *Medical Benefits Chart (what is covered and what you pay)*. To keep things simple, we generally refer to “medical care coverage” or “medical care” in the rest of this section, instead of repeating “medical care or treatment or services” every time.

This section tells what you can do if you are in any of the five following situations:

1. You are not getting certain medical care you want, and you believe that this care is covered by our plan.
2. Our plan will not approve the medical care your doctor or other medical provider wants to give you, and you believe that this care is covered by the plan.
3. You have received medical care or services that you believe should be covered by the plan, but we have said we will not pay for this care.
4. You have received and paid for medical care or services that you believe should be covered by the plan, and you want to ask our plan to reimburse you for this care.
5. You are being told that coverage for certain medical care you have been getting that we previously approved will be reduced or stopped, and you believe that reducing or stopping this care could harm your health.
 - **NOTE: If the coverage that will be stopped is for hospital care, home health care, skilled nursing facility care, or Comprehensive Outpatient Rehabilitation Facility (CORF) services, you need to read a separate section of this chapter because special rules apply to these types of care. Here’s what to read in those situations:**
 - Chapter 7, Section 6: *How to ask us to cover a longer inpatient hospital stay if you think the doctor is discharging you too soon.*
 - Chapter 7, Section 7: *How to ask us to keep covering certain medical services if you think your coverage is ending too soon.* This section is about three services only: home health care, skilled nursing facility care, and CORF services.

**Chapter 7. What to do if you have a problem or complaint
(coverage decisions, appeals, complaints)**

- For *all other* situations that involve being told that medical care you have been getting will be stopped, use this section (Section 5) as your guide for what to do.

Which of these situations are you in?

If you are in this situation:	This is what you can do:
Do you want to find out whether we will cover the medical care or services you want?	You can ask us to make a coverage decision for you. Go to the next section of this chapter, Section 5.2 .
Have we already told you that we will not cover or pay for a medical service in the way that you want it to be covered or paid for?	You can make an appeal . (This means you are asking us to reconsider.) Skip ahead to Section 5.3 of this chapter.
Do you want to ask us to pay you back for medical care or services you have already received and paid for?	You can send us the bill. Skip ahead to Section 5.5 of this chapter.

Section 5.2	Step-by-step: How to ask for a coverage decision (how to ask our plan to authorize or provide the medical care coverage you want)
--------------------	---

Legal Terms
When a coverage decision involves your medical care, it is called an “organization determination.”

Step 1: You ask our plan to make a coverage decision on the medical care you are requesting. If your health requires a quick response, you should ask us to make a **“fast coverage decision.”**

Legal Terms
A “fast coverage decision” is called an “expedited determination.”

How to request coverage for the medical care you want

- Start by calling, writing, or faxing our plan to make your request for us to authorize or provide coverage for the medical care you want. You, your doctor, or your representative can do this.

Chapter 7. What to do if you have a problem or complaint (coverage decisions, appeals, complaints)

- For the details on how to contact us, go to Chapter 2, Section 1 and look for the section called, *How to contact us when you are asking for a coverage decision about your medical care.*

Generally we use the standard deadlines for giving you our decision

When we give you our decision, we will use the “standard” deadlines unless we have agreed to use the “fast” deadlines. **A standard coverage decision means we will give you an answer within 14 calendar days** after we receive your request.

- **However, we can take up to 14 more calendar days** if you ask for more time, or if we need information (such as medical records from out-of-network providers) that may benefit you. If we decide to take extra days to make the decision, we will tell you in writing.
- If you believe we should *not* take extra days, you can file a “fast complaint” about our decision to take extra days. When you file a fast complaint, we will give you an answer to your complaint within 24 hours. (The process for making a complaint is different from the process for coverage decisions and appeals. For more information about the process for making complaints, including fast complaints, see Section 9 of this chapter.)

If your health requires it, ask us to give you a “fast coverage decision”

- **A fast coverage decision means we will answer within 72 hours.**
 - **However, we can take up to 14 more calendar days** if we find that some information that may benefit you is missing (such as medical records from out-of-network providers), or if you need time to get information to us for the review. If we decide to take extra days, we will tell you in writing.
 - If you believe we should *not* take extra days, you can file a “fast complaint” about our decision to take extra days. (For more information about the process for making complaints, including fast complaints, see Section 9 of this chapter.) We will call you as soon as we make the decision.
- **To get a fast coverage decision, you must meet two requirements:**
 - You can get a fast coverage decision *only* if you are asking for coverage for medical care *you have not yet received.* (You cannot get a fast coverage decision if your request is about payment for medical care you have already received.)
 - You can get a fast coverage decision *only* if using the standard deadlines could *cause serious harm to your health or hurt your ability to function.*

Chapter 7. What to do if you have a problem or complaint (coverage decisions, appeals, complaints)

- **If your doctor tells us that your health requires a “fast coverage decision,” we will automatically agree to give you a fast coverage decision.**
- If you ask for a fast coverage decision on your own, without your doctor’s support, we will decide whether your health requires that we give you a fast coverage decision.
 - If we decide that your medical condition does not meet the requirements for a fast coverage decision, we will send you a letter that says so (and we will use the standard deadlines instead).
 - This letter will tell you that if your doctor asks for the fast coverage decision, we will automatically give a fast coverage decision.
 - The letter will also tell how you can file a “fast complaint” about our decision to give you a standard coverage decision instead of the fast coverage decision you requested. (For more information about the process for making complaints, including fast complaints, see Section 9 of this chapter.)

Step 2: We consider your request for medical care coverage and give you our answer.

Deadlines for a “fast coverage decision”

- Generally, for a fast coverage decision, we will give you our answer **within 72 hours**.
 - As explained above, we can take up to 14 more calendar days under certain circumstances. If we decide to take extra days to make the coverage decision, we will tell you in writing.
 - If you believe we should *not* take extra days, you can file a “fast complaint” about our decision to take extra days. When you file a fast complaint, we will give you an answer to your complaint within 24 hours. (For more information about the process for making complaints, including fast complaints, see Section 9 of this chapter.)
 - If we do not give you our answer within 72 hours (or if there is an extended time period, by the end of that period), you have the right to appeal. Section 5.3 below tells how to make an appeal.
- **If our answer is yes to part or all of what you requested**, we must authorize or provide the medical care coverage we have agreed to provide within 72 hours after we received your request. If we extended the time needed to make our coverage decision, we will authorize or provide the coverage by the end of that extended period.
- **If our answer is no to part or all of what you requested**, we will send you a detailed written explanation as to why we said no.

Chapter 7. What to do if you have a problem or complaint (coverage decisions, appeals, complaints)

Deadlines for a “standard coverage decision”

- Generally, for a standard coverage decision, we will give you our answer **within 14 calendar days of receiving your request**.
 - We can take up to 14 more calendar days (“an extended time period”) under certain circumstances. If we decide to take extra days to make the coverage decision, we will tell you in writing.
 - If you believe we should *not* take extra days, you can file a “fast complaint” about our decision to take extra days. When you file a fast complaint, we will give you an answer to your complaint within 24 hours. (For more information about the process for making complaints, including fast complaints, see Section 9 of this chapter.)
 - If we do not give you our answer within 14 calendar days (or if there is an extended time period, by the end of that period), you have the right to appeal. Section 5.3 below tells how to make an appeal.
- **If our answer is yes to part or all of what you requested**, we must authorize or provide the coverage we have agreed to provide within 14 calendar days after we received your request. If we extended the time needed to make our coverage decision, we will authorize or provide the coverage by the end of that extended period.
- **If our answer is no to part or all of what you requested**, we will send you a written statement that explains why we said no.

Step 3: If we say no to your request for coverage for medical care, you decide if you want to make an appeal.

- If we say no, you have the right to ask us to reconsider – and perhaps change – this decision by making an appeal. Making an appeal means making another try to get the medical care coverage you want.
- If you decide to make an appeal, it means you are going on to Level 1 of the appeals process (see Section 5.3 below).

Section 5.3

Step-by-step: How to make a Level 1 Appeal

(how to ask for a review of a medical care coverage decision made by our plan)

Legal Terms

An appeal to the plan about a medical care coverage decision is called a plan **“reconsideration.”**

**Chapter 7. What to do if you have a problem or complaint
(coverage decisions, appeals, complaints)**

Step 1: You contact us and make your appeal. If your health requires a quick response, you must ask for a “fast appeal.”

What to do

- **To start an appeal you, your doctor, or your representative, must contact us.** For details on how to reach us for any purpose related to your appeal, go to Chapter 2, Section 1 and look for section called, *How to contact us when you are making an appeal about your medical care.*
- **If you are asking for a standard appeal, make your standard appeal in writing by submitting a request.** You may also ask for an appeal by calling us at the phone number shown in Chapter 2, Section 1 (*How to contact us when you are making an appeal about your medical care*).
 - If you have someone appealing our decision for you other than your doctor, your appeal must include an Appointment of Representative form authorizing this person to represent you. (To get the form, call Customer Relations (phone numbers are printed on the back cover of this booklet) and ask for the “Appointment of Representative” form. It is also available on Medicare’s website at <http://www.cms.hhs.gov/cmsforms/downloads/cms1696.pdf> or on our website at thmp.org.) While we can accept an appeal request without the form, we cannot begin or complete our review until we receive it. If we do not receive the form within 44 calendar days after receiving your appeal request (our deadline for making a decision on your appeal), your appeal request will be dismissed. If this happens, we will send you a written notice explaining your right to ask the Independent Review Organization to review our decision to dismiss your appeal.
- **If you are asking for a fast appeal, make your appeal in writing or call us** at the phone number shown in Chapter 2, Section 1 (*How to contact us when you are making an appeal about your medical care*).
- **You must make your appeal request within 60 calendar days** from the date on the written notice we sent to tell you our answer to your request for a coverage decision. If you miss this deadline and have a good reason for missing it, we may give you more time to make your appeal. Examples of good cause for missing the deadline may include if you had a serious illness that prevented you from contacting us or if we provided you with incorrect or incomplete information about the deadline for requesting an appeal.
- **You can ask for a copy of the information regarding your medical decision and add more information to support your appeal.**
 - You have the right to ask us for a copy of the information regarding your appeal.
 - If you wish, you and your doctor may give us additional information to support your appeal.

Chapter 7. What to do if you have a problem or complaint (coverage decisions, appeals, complaints)

If your health requires it, ask for a “fast appeal” (you can make a request by calling us)

Legal Terms
A “fast appeal” is also called an “expedited reconsideration.”

- If you are appealing a decision we made about coverage for care you have not yet received, you and/or your doctor will need to decide if you need a “fast appeal.”
- The requirements and procedures for getting a “fast appeal” are the same as those for getting a “fast coverage decision.” To ask for a fast appeal, follow the instructions for asking for a fast coverage decision. (These instructions are given earlier in this section.)
- If your doctor tells us that your health requires a “fast appeal,” we will give you a fast appeal.

Step 2: We consider your appeal and we give you our answer.

- When our plan is reviewing your appeal, we take another careful look at all of the information about your request for coverage of medical care. We check to see if we were following all the rules when we said no to your request.
- We will gather more information if we need it. We may contact you or your doctor to get more information.

Deadlines for a “fast appeal”

- When we are using the fast deadlines, we must give you our answer **within 72 hours after we receive your appeal**. We will give you our answer sooner if your health requires us to do so.
 - However, if you ask for more time, or if we need to gather more information that may benefit you, we **can take up to 14 more calendar days**. If we decide to take extra days to make the decision, we will tell you in writing.
 - If we do not give you an answer within 72 hours (or by the end of the extended time period if we took extra days), we are required to automatically send your request on to Level 2 of the appeals process, where it will be reviewed by an independent organization. Later in this section, we tell you about this organization and explain what happens at Level 2 of the appeals process.
- **If our answer is yes to part or all of what you requested**, we must authorize or provide the coverage we have agreed to provide within 72 hours after we receive your appeal.
- **If our answer is no to part or all of what you requested**, we will send you a written denial notice informing you that we have automatically sent your appeal to the Independent Review Organization for a Level 2 Appeal.

**Chapter 7. What to do if you have a problem or complaint
(coverage decisions, appeals, complaints)**

Deadlines for a “standard appeal”

- If we are using the standard deadlines, we must give you our answer **within 30 calendar days** after we receive your appeal if your appeal is about coverage for services you have not yet received. We will give you our decision sooner if your health condition requires us to.
 - However, if you ask for more time, or if we need to gather more information that may benefit you, **we can take up to 14 more calendar days**. If we decide to take extra days to make the decision, we will tell you in writing.
 - If you believe we should *not* take extra days, you can file a “fast complaint” about our decision to take extra days. When you file a fast complaint, we will give you an answer to your complaint within 24 hours. (For more information about the process for making complaints, including fast complaints, see Section 9 of this chapter.)
 - If we do not give you an answer by the deadline above (or by the end of the extended time period if we took extra days), we are required to send your request on to Level 2 of the appeals process, where it will be reviewed by an independent outside organization. Later in this section, we talk about this review organization and explain what happens at Level 2 of the appeals process.
- **If our answer is yes to part or all of what you requested**, we must authorize or provide the coverage we have agreed to provide within 30 calendar days after we receive your appeal.
- **If our answer is no to part or all of what you requested**, we will send you a written denial notice informing you that we have automatically sent your appeal to the Independent Review Organization for a Level 2 Appeal.

Step 3: If our plan says no to part or all of your appeal, your case will automatically be sent on to the next level of the appeals process.

- To make sure we were following all the rules when we said no to your appeal, **we are required to send your appeal to the “Independent Review Organization.”** When we do this, it means that your appeal is going on to the next level of the appeals process, which is Level 2.

**Chapter 7. What to do if you have a problem or complaint
(coverage decisions, appeals, complaints)**

Section 5.4 Step-by-step: How a Level 2 Appeal is done

If we say no to your Level 1 Appeal, your case will *automatically* be sent on to the next level of the appeals process. During the Level 2 Appeal, the **Independent Review Organization** reviews our decision for your first appeal. This organization decides whether the decision we made should be changed.

Legal Terms

The formal name for the “Independent Review Organization” is the “**Independent Review Entity.**” It is sometimes called the “**IRE.**”

Step 1: The Independent Review Organization reviews your appeal.

- **The Independent Review Organization is an independent organization that is hired by Medicare.** This organization is not connected with us and it is not a government agency. This organization is a company chosen by Medicare to handle the job of being the Independent Review Organization. Medicare oversees its work.
- We will send the information about your appeal to this organization. This information is called your “case file.” **You have the right to ask us for a copy of your case file.**
- You have a right to give the Independent Review Organization additional information to support your appeal.
- Reviewers at the Independent Review Organization will take a careful look at all of the information related to your appeal.

If you had a “fast appeal” at Level 1, you will also have a “fast appeal” at Level 2

- If you had a fast appeal to our plan at Level 1, you will automatically receive a fast appeal at Level 2. The review organization must give you an answer to your Level 2 Appeal **within 72 hours** of when it receives your appeal.
- However, if the Independent Review Organization needs to gather more information that may benefit you, **it can take up to 14 more calendar days.**

If you had a “standard appeal” at Level 1, you will also have a “standard appeal” at Level 2

- If you had a standard appeal to our plan at Level 1, you will automatically receive a standard appeal at Level 2. The review organization must give you an answer to your Level 2 Appeal **within 30 calendar days** of when it receives your appeal.
- However, if the Independent Review Organization needs to gather more information that may benefit you, **it can take up to 14 more calendar days.**

**Chapter 7. What to do if you have a problem or complaint
(coverage decisions, appeals, complaints)**

Step 2: The Independent Review Organization gives you their answer.

The Independent Review Organization will tell you its decision in writing and explain the reasons for it.

- **If the review organization says yes to part or all of what you requested**, we must authorize the medical care coverage within 72 hours or provide the service within 14 calendar days after we receive the decision from the review organization for standard requests or within 72 hours from the date the plan receives the decision from the review organization for expedited requests.
- **If this organization says no to part or all of your appeal**, it means they agree with us that your request (or part of your request) for coverage for medical care should not be approved. (This is called “upholding the decision.” It is also called “turning down your appeal.”)
 - If the Independent Review Organization “upholds the decision” you have the right to a Level 3 Appeal. However, to make another appeal at Level 3, the dollar value of the medical care coverage you are requesting must meet a certain minimum. If the dollar value of the coverage you are requesting is too low, you cannot make another appeal, which means that the decision at Level 2 is final. The written notice you get from the Independent Review Organization will tell you how to find out the dollar amount to continue the appeals process.

Step 3: If your case meets the requirements, you choose whether you want to take your appeal further.

- There are three additional levels in the appeals process after Level 2 (for a total of five levels of appeal).
- If your Level 2 Appeal is turned down and you meet the requirements to continue with the appeals process, you must decide whether you want to go on to Level 3 and make a third appeal. The details on how to do this are in the written notice you got after your Level 2 Appeal.
- The Level 3 Appeal is handled by an administrative law judge. Section 8 in this chapter tells more about Levels 3, 4, and 5 of the appeals process.

Section 5.5**What if you are asking us to pay you for our share of a bill you have received for medical care?**

If you want to ask us for payment for medical care, start by reading Chapter 5 of this booklet: *Asking us to pay our share of a bill you have received for covered medical services*. Chapter 5 describes the situations in which you may need to ask for reimbursement or to pay a bill you have received from a provider. It also tells how to send us the paperwork that asks us for payment.

Chapter 7. What to do if you have a problem or complaint (coverage decisions, appeals, complaints)

Asking for reimbursement is asking for a coverage decision from us

If you send us the paperwork that asks for reimbursement, you are asking us to make a coverage decision (for more information about coverage decisions, see Section 4.1 of this chapter). To make this coverage decision, we will check to see if the medical care you paid for is a covered service (see Chapter 4: *Medical Benefits Chart (what is covered and what you pay)*). We will also check to see if you followed all the rules for using your coverage for medical care (these rules are given in Chapter 3 of this booklet: *Using the plan's coverage for your medical services*).

We will say yes or no to your request

- If the medical care you paid for is covered and you followed all the rules, we will send you the payment for our share of the cost of your medical care within 60 calendar days after we receive your request. Or, if you haven't paid for the services, we will send the payment directly to the provider. When we send the payment, it's the same as saying *yes* to your request for a coverage decision.)
- If the medical care is *not* covered, or you did *not* follow all the rules, we will not send payment. Instead, we will send you a letter that says we will not pay for the services and the reasons why in detail. (When we turn down your request for payment, it's the same as saying *no* to your request for a coverage decision.)

What if you ask for payment and we say that we will not pay?

If you do not agree with our decision to turn you down, **you can make an appeal**. If you make an appeal, it means you are asking us to change the coverage decision we made when we turned down your request for payment.

To make this appeal, follow the process for appeals that we describe in Section 5.3. Go to this section for step-by-step instructions. When you are following these instructions, please note:

- If you make an appeal for reimbursement, we must give you our answer within 60 calendar days after we receive your appeal. (If you are asking us to pay you back for medical care you have already received and paid for yourself, you are not allowed to ask for a fast appeal.)
- If the Independent Review Organization reverses our decision to deny payment, we must send the payment you have requested to you or to the provider within 30 calendar days. If the answer to your appeal is yes at any stage of the appeals process after Level 2, we must send the payment you requested to you or to the provider within 60 calendar days.

**Chapter 7. What to do if you have a problem or complaint
(coverage decisions, appeals, complaints)**

SECTION 6 How to ask us to cover a longer inpatient hospital stay if you think the doctor is discharging you too soon

When you are admitted to a hospital, you have the right to get all of your covered hospital services that are necessary to diagnose and treat your illness or injury. For more information about our coverage for your hospital care, including any limitations on this coverage, see Chapter 4 of this booklet: *Medical Benefits Chart (what is covered and what you pay)*.

During your covered hospital stay, your doctor and the hospital staff will be working with you to prepare for the day when you will leave the hospital. They will also help arrange for care you may need after you leave.

- The day you leave the hospital is called your “**discharge date.**”
- When your discharge date has been decided, your doctor or the hospital staff will let you know.
- If you think you are being asked to leave the hospital too soon, you can ask for a longer hospital stay and your request will be considered. This section tells you how to ask.

Section 6.1 During your inpatient hospital stay, you will get a written notice from Medicare that tells about your rights

During your covered hospital stay, you will be given a written notice called *An Important Message from Medicare about Your Rights*. Everyone with Medicare gets a copy of this notice whenever they are admitted to a hospital. Someone at the hospital (for example, a caseworker or nurse) must give it to you within two days after you are admitted. If you do not get the notice, ask any hospital employee for it. If you need help, please call Customer Relations (phone numbers are printed on the back cover of this booklet). You can also call 1-800-MEDICARE (1-800-633-4227), 24 hours a day, 7 days a week. TTY users should call 1-877-486-2048.

- 1. Read this notice carefully and ask questions if you don't understand it.** It tells you about your rights as a hospital patient, including:
 - Your right to receive Medicare-covered services during and after your hospital stay, as ordered by your doctor. This includes the right to know what these services are, who will pay for them, and where you can get them.
 - Your right to be involved in any decisions about your hospital stay, and know who will pay for it.
 - Where to report any concerns you have about quality of your hospital care.

Chapter 7. What to do if you have a problem or complaint (coverage decisions, appeals, complaints)

- Your right to appeal your discharge decision if you think you are being discharged from the hospital too soon.

Legal Terms

The written notice from Medicare tells you how you can “**request an immediate review.**” Requesting an immediate review is a formal, legal way to ask for a delay in your discharge date so that we will cover your hospital care for a longer time. (Section 6.2 below tells you how you can request an immediate review.)

2. You must sign the written notice to show that you received it and understand your rights.

- You or someone who is acting on your behalf must sign the notice. (Section 4 of this chapter tells how you can give written permission to someone else to act as your representative.)
- Signing the notice shows *only* that you have received the information about your rights. The notice does not give your discharge date (your doctor or hospital staff will tell you your discharge date). Signing the notice **does not mean** you are agreeing on a discharge date.

3. Keep your copy of the signed notice so you will have the information about making an appeal (or reporting a concern about quality of care) handy if you need it.

- If you sign the notice more than two days before the day you leave the hospital, you will get another copy before you are scheduled to be discharged.
- To look at a copy of this notice in advance, you can call Customer Relations (phone numbers are printed on the back cover of this booklet) or 1-800 MEDICARE (1-800-633-4227), 24 hours a day, 7 days a week. TTY users should call 1-877-486-2048. You can also see it online at <https://www.cms.gov/Medicare/Medicare-General-Information/BNI/HospitalDischargeAppealNotices.html>.

Section 6.2

Step-by-step: How to make a Level 1 Appeal to change your hospital discharge date

If you want to ask for your inpatient hospital services to be covered by us for a longer time, you will need to use the appeals process to make this request. Before you start, understand what you need to do and what the deadlines are.

- **Follow the process.** Each step in the first two levels of the appeals process is explained below.

Chapter 7. What to do if you have a problem or complaint (coverage decisions, appeals, complaints)

- **Meet the deadlines.** The deadlines are important. Be sure that you understand and follow the deadlines that apply to things you must do.
- **Ask for help if you need it.** If you have questions or need help at any time, please call Customer Relations (phone numbers are printed on the back cover of this booklet). Or call your SHIP, a government organization that provides personalized assistance (see Section 2 of this chapter).

During a Level 1 Appeal, the Quality Improvement Organization reviews your appeal. It checks to see if your planned discharge date is medically appropriate for you.

Step 1: Contact the Quality Improvement Organization for your state and ask for a “fast review” of your hospital discharge. You must act quickly.

What is the Quality Improvement Organization?

- This organization is a group of doctors and other health care professionals who are paid by the Federal government. These experts are not part of our plan. This organization is paid by Medicare to check on and help improve the quality of care for people with Medicare. This includes reviewing hospital discharge dates for people with Medicare.

How can you contact this organization?

- The written notice you received (*An Important Message from Medicare About Your Rights*) tells you how to reach this organization. (Or find the name, address, and phone number of the Quality Improvement Organization for your state in Chapter 2, Section 4, of this booklet.)

Act quickly:

- To make your appeal, you must contact the Quality Improvement Organization *before* you leave the hospital and **no later than your planned discharge date.** (Your “planned discharge date” is the date that has been set for you to leave the hospital.)
 - If you meet this deadline, you are allowed to stay in the hospital *after* your discharge date *without paying for it* while you wait to get the decision on your appeal from the Quality Improvement Organization.
 - If you do *not* meet this deadline, and you decide to stay in the hospital after your planned discharge date, *you may have to pay all of the costs* for hospital care you receive after your planned discharge date.
- If you miss the deadline for contacting the Quality Improvement Organization about your appeal, you can make your appeal directly to our plan instead. For details about this other way to make your appeal, see Section 6.4.

Chapter 7. What to do if you have a problem or complaint (coverage decisions, appeals, complaints)

Ask for a “fast review”:

- You must ask the Quality Improvement Organization for a “**fast review**” of your discharge. Asking for a “fast review” means you are asking for the organization to use the “fast” deadlines for an appeal instead of using the standard deadlines.

Legal Terms
A “ fast review ” is also called an “ immediate review ” or an “ expedited review .”

Step 2: The Quality Improvement Organization conducts an independent review of your case.

What happens during this review?

- Health professionals at the Quality Improvement Organization (we will call them “the reviewers” for short) will ask you (or your representative) why you believe coverage for the services should continue. You don’t have to prepare anything in writing, but you may do so if you wish.
- The reviewers will also look at your medical information, talk with your doctor, and review information that the hospital and we have given to them.
- By noon of the day after the reviewers informed our plan of your appeal, you will also get a written notice that gives your planned discharge date and explains in detail the reasons why your doctor, the hospital, and we think it is right (medically appropriate) for you to be discharged on that date.

Legal Terms
This written explanation is called the “ Detailed Notice of Discharge. ” You can get a sample of this notice by calling Customer Relations (phone numbers are printed on the back cover of this booklet) or 1-800-MEDICARE (1-800-633-4227, 24 hours a day, 7 days a week. TTY users should call 1-877-486-2048. Or you can see a sample notice online at https://www.cms.gov/Medicare/Medicare-General-Information/BNI/HospitalDischargeAppealNotices.html

**Chapter 7. What to do if you have a problem or complaint
(coverage decisions, appeals, complaints)**

Step 3: Within one full day after it has all the needed information, the Quality Improvement Organization will give you its answer to your appeal.

What happens if the answer is yes?

- If the review organization says *yes* to your appeal, **we must keep providing your covered inpatient hospital services for as long as these services are medically necessary.**
- You will have to keep paying your share of the costs (such as deductibles or copayments, if these apply). In addition, there may be limitations on your covered hospital services. (See Chapter 4 of this booklet).

What happens if the answer is no?

- If the review organization says *no* to your appeal, they are saying that your planned discharge date is medically appropriate. If this happens, **our coverage for your inpatient hospital services will end** at noon on the day *after* the Quality Improvement Organization gives you its answer to your appeal.
- If the review organization says *no* to your appeal and you decide to stay in the hospital, then **you may have to pay the full cost** of hospital care you receive after noon on the day after the Quality Improvement Organization gives you its answer to your appeal.

Step 4: If the answer to your Level 1 Appeal is no, you decide if you want to make another appeal

- If the Quality Improvement Organization has turned down your appeal, *and* you stay in the hospital after your planned discharge date, then you can make another appeal. Making another appeal means you are going on to “Level 2” of the appeals process.

Section 6.3	Step-by-step: How to make a Level 2 Appeal to change your hospital discharge date
--------------------	--

If the Quality Improvement Organization has turned down your appeal, *and* you stay in the hospital after your planned discharge date, then you can make a Level 2 Appeal. During a Level 2 Appeal, you ask the Quality Improvement Organization to take another look at the decision they made on your first appeal. If the Quality Improvement Organization turns down your Level 2 Appeal, you may have to pay the full cost for your stay after your planned discharge date.

Here are the steps for Level 2 of the appeal process:

Chapter 7. What to do if you have a problem or complaint (coverage decisions, appeals, complaints)

Step 1: You contact the Quality Improvement Organization again and ask for another review

- You must ask for this review **within 60 calendar days** after the day the Quality Improvement Organization said *no* to your Level 1 Appeal. You can ask for this review only if you stayed in the hospital after the date that your coverage for the care ended.

Step 2: The Quality Improvement Organization does a second review of your situation

- Reviewers at the Quality Improvement Organization will take another careful look at all of the information related to your appeal.

Step 3: Within 14 calendar days of receipt of your request for a second review, the Quality Improvement Organization reviewers will decide on your appeal and tell you their decision.

If the review organization says yes:

- **We must reimburse you** for our share of the costs of hospital care you have received since noon on the day after the date your first appeal was turned down by the Quality Improvement Organization. **We must continue providing coverage for your inpatient hospital care for as long as it is medically necessary.**
- You must continue to pay your share of the costs and coverage limitations may apply.

If the review organization says no:

- It means they agree with the decision they made on your Level 1 Appeal and will not change it. This is called “upholding the decision.”
- The notice you get will tell you in writing what you can do if you wish to continue with the review process. It will give you the details about how to go on to the next level of appeal, which is handled by a judge.

Step 4: If the answer is no, you will need to decide whether you want to take your appeal further by going on to Level 3

- There are three additional levels in the appeals process after Level 2 (for a total of five levels of appeal). If the review organization turns down your Level 2 Appeal, you can choose whether to accept that decision or whether to go on to Level 3 and make another appeal. At Level 3, your appeal is reviewed by a judge.
- Section 8 in this chapter tells more about Levels 3, 4, and 5 of the appeals process.

**Chapter 7. What to do if you have a problem or complaint
(coverage decisions, appeals, complaints)**

Section 6.4 What if you miss the deadline for making your Level 1 Appeal?

You can appeal to us instead

As explained above in Section 6.2, you must act quickly to contact the Quality Improvement Organization to start your first appeal of your hospital discharge. (“Quickly” means before you leave the hospital and no later than your planned discharge date.) If you miss the deadline for contacting this organization, there is another way to make your appeal.

If you use this other way of making your appeal, *the first two levels of appeal are different.*

Step-by-Step: How to make a Level 1 Alternate Appeal

If you miss the deadline for contacting the Quality Improvement Organization, you can make an appeal to us, asking for a “fast review.” A fast review is an appeal that uses the fast deadlines instead of the standard deadlines.

Legal Terms

A “fast review” (or “fast appeal”) is also called an “**expedited appeal.**”

Step 1: Contact us and ask for a “fast review.”

- For details on how to contact us, go to Chapter 2, Section 1 and look for the section called, *How to contact us when you are making an appeal about your medical care.*
- **Be sure to ask for a “fast review.”** This means you are asking us to give you an answer using the “fast” deadlines rather than the “standard” deadlines.

Step 2: We do a “fast review” of your planned discharge date, checking to see if it was medically appropriate.

- During this review, we take a look at all of the information about your hospital stay. We check to see if your planned discharge date was medically appropriate. We will check to see if the decision about when you should leave the hospital was fair and followed all the rules.
- In this situation, we will use the “fast” deadlines rather than the “standard” deadlines for giving you the answer to this review.

Chapter 7. What to do if you have a problem or complaint (coverage decisions, appeals, complaints)

Step 3: We give you our decision within 72 hours after you ask for a “fast review” (“fast appeal”).

- **If we say yes to your fast appeal**, it means we have agreed with you that you still need to be in the hospital after the discharge date, and will keep providing your covered inpatient hospital services for as long as it is medically necessary. It also means that we have agreed to reimburse you for our share of the costs of care you have received since the date when we said your coverage would end. (You must pay your share of the costs and there may be coverage limitations that apply.)
- **If we say no to your fast appeal**, we are saying that your planned discharge date was medically appropriate. Our coverage for your inpatient hospital services ends as of the day we said coverage would end.
 - If you stayed in the hospital *after* your planned discharge date, then **you may have to pay the full cost** of hospital care you received after the planned discharge date.

Step 4: If we say *no* to your fast appeal, your case will *automatically* be sent on to the next level of the appeals process.

- To make sure we were following all the rules when we said no to your fast appeal, **we are required to send your appeal to the “Independent Review Organization.”** When we do this, it means that you are *automatically* going on to Level 2 of the appeals process.

Step-by-Step: Level 2 Alternate Appeal Process

If we say no to your Level 1 Appeal, your case will *automatically* be sent on to the next level of the appeals process. During the Level 2 Appeal, an **Independent Review Organization** reviews the decision we made when we said no to your “fast appeal.” This organization decides whether the decision we made should be changed.

Legal Terms
The formal name for the “Independent Review Organization” is the “ Independent Review Entity. ” It is sometimes called the “ IRE. ”

Step 1: We will automatically forward your case to the Independent Review Organization.

- We are required to send the information for your Level 2 Appeal to the Independent Review Organization within 24 hours of when we tell you that we are saying no to your first appeal. (If you think we are not meeting this deadline or other deadlines,

Chapter 7. What to do if you have a problem or complaint (coverage decisions, appeals, complaints)

you can make a complaint. The complaint process is different from the appeal process. Section 9 of this chapter tells how to make a complaint.)

Step 2: The Independent Review Organization does a “fast review” of your appeal. The reviewers give you an answer within 72 hours.

- **The Independent Review Organization is an independent organization that is hired by Medicare.** This organization is not connected with our plan and it is not a government agency. This organization is a company chosen by Medicare to handle the job of being the Independent Review Organization. Medicare oversees its work.
- Reviewers at the Independent Review Organization will take a careful look at all of the information related to your appeal of your hospital discharge.
- **If this organization says *yes* to your appeal,** then we must reimburse you (pay you back) for our share of the costs of hospital care you have received since the date of your planned discharge. We must also continue the plan’s coverage of your inpatient hospital services for as long as it is medically necessary. You must continue to pay your share of the costs. If there are coverage limitations, these could limit how much we would reimburse or how long we would continue to cover your services.
- **If this organization says *no* to your appeal,** it means they agree with us that your planned hospital discharge date was medically appropriate.
 - The notice you get from the Independent Review Organization will tell you in writing what you can do if you wish to continue with the review process. It will give you the details about how to go on to a Level 3 Appeal, which is handled by a judge.

Step 3: If the Independent Review Organization turns down your appeal, you choose whether you want to take your appeal further

- There are three additional levels in the appeals process after Level 2 (for a total of five levels of appeal). If reviewers say no to your Level 2 Appeal, you decide whether to accept their decision or go on to Level 3 and make a third appeal.
- Section 8 in this chapter tells more about Levels 3, 4, and 5 of the appeals process.

**Chapter 7. What to do if you have a problem or complaint
(coverage decisions, appeals, complaints)**

SECTION 7 How to ask us to keep covering certain medical services if you think your coverage is ending too soon

**Section 7.1 This section is about three services only:
Home health care, skilled nursing facility care, and
Comprehensive Outpatient Rehabilitation Facility (CORF)
services**

This section is about the following types of care *only*:

- **Home health care services** you are getting.
- **Skilled nursing care** you are getting as a patient in a skilled nursing facility. (To learn about requirements for being considered a “skilled nursing facility,” see Chapter 10, *Definitions of important words*.)
- **Rehabilitation care** you are getting as an outpatient at a Medicare-approved Comprehensive Outpatient Rehabilitation Facility (CORF). Usually, this means you are getting treatment for an illness or accident, or you are recovering from a major operation. (For more information about this type of facility, see Chapter 10, *Definitions of important words*.)

When you are getting any of these types of care, you have the right to keep getting your covered services for that type of care for as long as the care is needed to diagnose and treat your illness or injury. For more information on your covered services, including your share of the cost and any limitations to coverage that may apply, see Chapter 4 of this booklet: *Medical Benefits Chart (what is covered and what you pay)*.

When we decide it is time to stop covering any of the three types of care for you, we are required to tell you in advance. When your coverage for that care ends, *we will stop paying our share of the cost for your care*.

If you think we are ending the coverage of your care too soon, you can appeal our decision. This section tells you how to ask for an appeal.

Section 7.2 We will tell you in advance when your coverage will be ending

1. **You receive a notice in writing.** At least two days before our plan is going to stop covering your care, you will receive a notice.
 - The written notice tells you the date when we will stop covering the care for you.

Chapter 7. What to do if you have a problem or complaint (coverage decisions, appeals, complaints)

- The written notice also tells what you can do if you want to ask our plan to change this decision about when to end your care, and keep covering it for a longer period of time.

Legal Terms

In telling you what you can do, the written notice is telling how you can request a **“fast-track appeal.”** Requesting a fast-track appeal is a formal, legal way to request a change to our coverage decision about when to stop your care. (Section 7.3 below tells how you can request a fast-track appeal.)

The written notice is called the **“Notice of Medicare Non-Coverage.”** To get a sample copy, call Customer Relations (phone numbers are printed on the back cover of this booklet) or 1-800-MEDICARE (1-800-633-4227), 24 hours a day, 7 days a week. (TTY users should call 1-877-486-2048.) Or see a copy online at <https://www.cms.gov/Medicare/Medicare-General-Information/BNI/MAEDNotices.html>

2. You must sign the written notice to show that you received it.

- You or someone who is acting on your behalf must sign the notice. (Section 4 tells how you can give written permission to someone else to act as your representative.)
- Signing the notice shows *only* that you have received the information about when your coverage will stop. **Signing it does not mean you agree** with the plan that it’s time to stop getting the care.

Section 7.3 Step-by-step: How to make a Level 1 Appeal to have our plan cover your care for a longer time

If you want to ask us to cover your care for a longer period of time, you will need to use the appeals process to make this request. Before you start, understand what you need to do and what the deadlines are.

- **Follow the process.** Each step in the first two levels of the appeals process is explained below.
- **Meet the deadlines.** The deadlines are important. Be sure that you understand and follow the deadlines that apply to things you must do. There are also deadlines our plan must follow. (If you think we are not meeting our deadlines, you can file a complaint. Section 9 of this chapter tells you how to file a complaint.)
- **Ask for help if you need it.** If you have questions or need help at any time, please call Customer Relations (phone numbers are printed on the back cover of this booklet). Or call your SHIP, a government organization that provides personalized assistance (see Section 2 of this chapter).

Chapter 7. What to do if you have a problem or complaint (coverage decisions, appeals, complaints)

During a Level 1 Appeal, the Quality Improvement Organization reviews your appeal and decides whether to change the decision made by our plan.

Step 1: Make your Level 1 Appeal: contact the Quality Improvement Organization for your state and ask for a review. You must act quickly.

What is the Quality Improvement Organization?

- This organization is a group of doctors and other health care experts who are paid by the Federal government. These experts are not part of our plan. They check on the quality of care received by people with Medicare and review plan decisions about when it's time to stop covering certain kinds of medical care.

How can you contact this organization?

- The written notice you received tells you how to reach this organization. (Or find the name, address, and phone number of the Quality Improvement Organization for your state in Chapter 2, Section 4, of this booklet.)

What should you ask for?

- Ask this organization for a “fast-track appeal” (to do an independent review) of whether it is medically appropriate for us to end coverage for your medical services.

Your deadline for contacting this organization.

- You must contact the Quality Improvement Organization to start your appeal *no later than noon of the day after you receive the written notice telling you when we will stop covering your care.*
- If you miss the deadline for contacting the Quality Improvement Organization about your appeal, you can make your appeal directly to us instead. For details about this other way to make your appeal, see Section 7.5.

Step 2: The Quality Improvement Organization conducts an independent review of your case.

What happens during this review?

- Health professionals at the Quality Improvement Organization (we will call them “the reviewers” for short) will ask you (or your representative) why you believe coverage for the services should continue. You don't have to prepare anything in writing, but you may do so if you wish.
- The review organization will also look at your medical information, talk with your doctor, and review information that our plan has given to them.

Chapter 7. What to do if you have a problem or complaint (coverage decisions, appeals, complaints)

- By the end of the day the reviewers inform us of your appeal, and you will also get a written notice from us that explain in detail our reasons for ending our coverage for your services.

Legal Terms

This notice of explanation is called the “**Detailed Explanation of Non-Coverage.**”

Step 3: Within one full day after they have all the information they need, the reviewers will tell you their decision.

What happens if the reviewers say yes to your appeal?

- If the reviewers say *yes* to your appeal, then **we must keep providing your covered services for as long as it is medically necessary.**
- You will have to keep paying your share of the costs (such as deductibles or copayments, if these apply). In addition, there may be limitations on your covered services (see Chapter 4 of this booklet).

What happens if the reviewers say no to your appeal?

- If the reviewers say *no* to your appeal, then **your coverage will end on the date we have told you.** We will stop paying our share of the costs of this care on the date listed on the notice.
- If you decide to keep getting the home health care, or skilled nursing facility care, or Comprehensive Outpatient Rehabilitation Facility (CORF) services *after* this date when your coverage ends, then **you will have to pay the full cost** of this care yourself.

Step 4: If the answer to your Level 1 Appeal is no, you decide if you want to make another appeal.

- This first appeal you make is “Level 1” of the appeals process. If reviewers say *no* to your Level 1 Appeal – and you choose to continue getting care after your coverage for the care has ended – then you can make another appeal.
- Making another appeal means you are going on to “Level 2” of the appeals process.

Section 7.4

Step-by-step: How to make a Level 2 Appeal to have our plan cover your care for a longer time

If the Quality Improvement Organization has turned down your appeal and you choose to continue getting care after your coverage for the care has ended, then you can make a Level 2 Appeal. During a Level 2 Appeal, you ask the Quality Improvement Organization to take another

Chapter 7. What to do if you have a problem or complaint (coverage decisions, appeals, complaints)

look at the decision they made on your first appeal. If the Quality Improvement Organization turns down your Level 2 Appeal, you may have to pay the full cost for your home health care, or skilled nursing facility care, or Comprehensive Outpatient Rehabilitation Facility (CORF) services *after* the date when we said your coverage would end.

Here are the steps for Level 2 of the appeal process:

Step 1: You contact the Quality Improvement Organization again and ask for another review.

- You must ask for this review **within 60 days** after the day when the Quality Improvement Organization said *no* to your Level 1 Appeal. You can ask for this review only if you continued getting care after the date that your coverage for the care ended.

Step 2: The Quality Improvement Organization does a second review of your situation.

- Reviewers at the Quality Improvement Organization will take another careful look at all of the information related to your appeal.

Step 3: Within 14 days of receipt of your appeal request, reviewers will decide on your appeal and tell you their decision.

What happens if the review organization says yes to your appeal?

- **We must reimburse you** for our share of the costs of care you have received since the date when we said your coverage would end. **We must continue providing coverage** for the care for as long as it is medically necessary.
- You must continue to pay your share of the costs and there may be coverage limitations that apply.

What happens if the review organization says no?

- It means they agree with the decision we made to your Level 1 Appeal and will not change it.
- The notice you get will tell you in writing what you can do if you wish to continue with the review process. It will give you the details about how to go on to the next level of appeal, which is handled by a judge.

Step 4: If the answer is no, you will need to decide whether you want to take your appeal further.

- There are three additional levels of appeal after Level 2, for a total of five levels of appeal. If reviewers turn down your Level 2 Appeal, you can choose whether to accept

Chapter 7. What to do if you have a problem or complaint (coverage decisions, appeals, complaints)

that decision or to go on to Level 3 and make another appeal. At Level 3, your appeal is reviewed by a judge.

- Section 8 in this chapter tells more about Levels 3, 4, and 5 of the appeals process.

Section 7.5 What if you miss the deadline for making your Level 1 Appeal?

You can appeal to us instead

As explained above in Section 7.3, you must act quickly to contact the Quality Improvement Organization to start your first appeal (within a day or two, at the most). If you miss the deadline for contacting this organization, there is another way to make your appeal. If you use this other way of making your appeal, *the first two levels of appeal are different.*

Step-by-Step: How to make a Level 1 Alternate Appeal

If you miss the deadline for contacting the Quality Improvement Organization, you can make an appeal to us, asking for a “fast review.” A fast review is an appeal that uses the fast deadlines instead of the standard deadlines.

Here are the steps for a Level 1 Alternate Appeal:

Legal Terms

A “fast review” (or “fast appeal”) is also called an “**expedited appeal.**”

Step 1: Contact us and ask for a “fast review.”

- For details on how to contact us, go to Chapter 2, Section 1 and look for the section called, *How to contact us when you are making an appeal about your medical care.*
- **Be sure to ask for a “fast review.”** This means you are asking us to give you an answer using the “fast” deadlines rather than the “standard” deadlines.

Step 2: We do a “fast review” of the decision we made about when to end coverage for your services.

- During this review, we take another look at all of the information about your case. We check to see if we were following all the rules when we set the date for ending the plan’s coverage for services you were receiving.
- We will use the “fast” deadlines rather than the “standard” deadlines for giving you the answer to this review.

Chapter 7. What to do if you have a problem or complaint (coverage decisions, appeals, complaints)

Step 3: We give you our decision within 72 hours after you ask for a “fast review” (“fast appeal”).

- **If we say yes to your fast appeal**, it means we have agreed with you that you need services longer, and will keep providing your covered services for as long as it is medically necessary. It also means that we have agreed to reimburse you for our share of the costs of care you have received since the date when we said your coverage would end. (You must pay your share of the costs and there may be coverage limitations that apply.)
- **If we say no to your fast appeal**, then your coverage will end on the date we told you and we will not pay any share of the costs after this date.
- If you continued to get home health care, or skilled nursing facility care, or Comprehensive Outpatient Rehabilitation Facility (CORF) services *after* the date when we said your coverage would end, then **you will have to pay the full cost** of this care yourself.

Step 4: If we say *no* to your fast appeal, your case will *automatically* go on to the next level of the appeals process.

- To make sure we were following all the rules when we said no to your fast appeal, **we are required to send your appeal to the “Independent Review Organization.”** When we do this, it means that you are *automatically* going on to Level 2 of the appeals process.

Step-by-Step: Level 2 Alternate Appeal Process

If we say no to your Level 1 Appeal, your case will *automatically* be sent on to the next level of the appeals process. During the Level 2 Appeal, an **Independent Review Organization** reviews the decision we made when we said no to your “fast appeal.” This organization decides whether the decision we made should be changed.

Legal Terms
The formal name for the “Independent Review Organization” is the “ Independent Review Entity. ” It is sometimes called the “ IRE. ”

Step 1: We will automatically forward your case to the Independent Review Organization.

- We are required to send the information for your Level 2 Appeal to the Independent Review Organization within 24 hours of when we tell you that we are saying no to your first appeal. (If you think we are not meeting this deadline or other deadlines,

**Chapter 7. What to do if you have a problem or complaint
(coverage decisions, appeals, complaints)**

you can make a complaint. The complaint process is different from the appeal process. Section 9 of this chapter tells how to make a complaint.)

Step 2: The Independent Review Organization does a “fast review” of your appeal. The reviewers give you an answer within 72 hours.

- **The Independent Review Organization is an independent organization that is hired by Medicare.** This organization is not connected with our plan and it is not a government agency. This organization is a company chosen by Medicare to handle the job of being the Independent Review Organization. Medicare oversees its work.
- Reviewers at the Independent Review Organization will take a careful look at all of the information related to your appeal.
- **If this organization says *yes* to your appeal,** then we must reimburse you (pay you back) for our share of the costs of care you have received since the date when we said your coverage would end. We must also continue to cover the care for as long as it is medically necessary. You must continue to pay your share of the costs. If there are coverage limitations, these could limit how much we would reimburse or how long we would continue to cover your services.
- **If this organization says *no* to your appeal,** it means they agree with the decision our plan made to your first appeal and will not change it.
 - The notice you get from the Independent Review Organization will tell you in writing what you can do if you wish to continue with the review process. It will give you the details about how to go on to a Level 3 Appeal.

Step 3: If the Independent Review Organization turns down your appeal, you choose whether you want to take your appeal further.

- There are three additional levels of appeal after Level 2, for a total of five levels of appeal. If reviewers say no to your Level 2 Appeal, you can choose whether to accept that decision or whether to go on to Level 3 and make another appeal. At Level 3, your appeal is reviewed by a judge.
- Section 8 in this chapter tells more about Levels 3, 4, and 5 of the appeals process.

SECTION 8 Taking your appeal to Level 3 and beyond

Section 8.1 Levels of Appeal 3, 4, and 5 for Medical Service Appeals

This section may be appropriate for you if you have made a Level 1 Appeal and a Level 2 Appeal, and both of your appeals have been turned down.

If the dollar value of the item or medical service you have appealed meets certain minimum levels, you may be able to go on to additional levels of appeal. If the dollar value is less than the

Chapter 7. What to do if you have a problem or complaint (coverage decisions, appeals, complaints)

minimum level, you cannot appeal any further. If the dollar value is high enough, the written response you receive to your Level 2 Appeal will explain who to contact and what to do to ask for a Level 3 Appeal.

For most situations that involve appeals, the last three levels of appeal work in much the same way. Here is who handles the review of your appeal at each of these levels.

Level 3 Appeal A judge who works for the Federal government will review your appeal and give you an answer. This judge is called an “Administrative Law Judge.”

- **If the Administrative Law Judge says yes to your appeal, the appeals process *may or may not be over*** - We will decide whether to appeal this decision to Level 4. Unlike a decision at Level 2 (Independent Review Organization), we have the right to appeal a Level 3 decision that is favorable to you.
 - If we decide *not* to appeal the decision, we must authorize or provide you with the service within 60 calendar days after receiving the judge’s decision.
 - If we decide to appeal the decision, we will send you a copy of the Level 4 Appeal request with any accompanying documents. We may wait for the Level 4 Appeal decision before authorizing or providing the service in dispute.
- **If the Administrative Law Judge says no to your appeal, the appeals process *may or may not be over*.**
 - If you decide to accept this decision that turns down your appeal, the appeals process is over.
 - If you do not want to accept the decision, you can continue to the next level of the review process. If the administrative law judge says no to your appeal, the notice you get will tell you what to do next if you choose to continue with your appeal.

Level 4 Appeal The Appeals Council will review your appeal and give you an answer. The Appeals Council works for the Federal government.

- **If the answer is yes, or if the Appeals Council denies our request to review a favorable Level 3 Appeal decision, the appeals process *may or may not be over*** - We will decide whether to appeal this decision to Level 5. Unlike a decision at Level 2 (Independent Review Organization), we have the right to appeal a Level 4 decision that is favorable to you.
 - If we decide *not* to appeal the decision, we must authorize or provide you with the service within 60 calendar days after receiving the Appeals Council’s decision.
 - If we decide to appeal the decision, we will let you know in writing.
- **If the answer is no or if the Appeals Council denies the review request, the appeals process *may or may not be over*.**


**Chapter 7. What to do if you have a problem or complaint
(coverage decisions, appeals, complaints)**

- If you decide to accept this decision that turns down your appeal, the appeals process is over.
- If you do not want to accept the decision, you might be able to continue to the next level of the review process. If the Appeals Council says no to your appeal, the notice you get will tell you whether the rules allow you to go on to a Level 5 Appeal. If the rules allow you to go on, the written notice will also tell you who to contact and what to do next if you choose to continue with your appeal.

Level 5 Appeal A judge at the **Federal District Court** will review your appeal.

- This is the last step of the administrative appeals process.

MAKING COMPLAINTS**SECTION 9 How to make a complaint about quality of care,
waiting times, customer service, or other concerns**

-  If your problem is about decisions related to benefits, coverage, or payment, then this section is *not for you*. Instead, you need to use the process for coverage decisions and appeals. Go to Section 4 of this chapter.

**Section 9.1 What kinds of problems are handled by the complaint
process?**

This section explains how to use the process for making complaints. The complaint process is used for certain types of problems *only*. This includes problems related to quality of care, waiting times, and the customer service you receive. Here are examples of the kinds of problems handled by the complaint process.

**Chapter 7. What to do if you have a problem or complaint
(coverage decisions, appeals, complaints)**

If you have any of these kinds of problems, you can “make a complaint”

Complaint	Example
Quality of your medical care	<ul style="list-style-type: none"> • Are you unhappy with the quality of the care you have received (including care in the hospital)?
Respecting your privacy	<ul style="list-style-type: none"> • Do you believe that someone did not respect your right to privacy or shared information about you that you feel should be confidential?
Disrespect, poor customer service, or other negative behaviors	<ul style="list-style-type: none"> • Has someone been rude or disrespectful to you? • Are you unhappy with how our Customer Relations has treated you? • Do you feel you are being encouraged to leave the plan?
Waiting times	<ul style="list-style-type: none"> • Are you having trouble getting an appointment, or waiting too long to get it? • Have you been kept waiting too long by doctors, pharmacists, or other health professionals? Or by our Customer Relations or other staff at the plan? <ul style="list-style-type: none"> ○ Examples include waiting too long on the phone, in the waiting room, when getting a prescription, or in the exam room.
Cleanliness	<ul style="list-style-type: none"> • Are you unhappy with the cleanliness or condition of a clinic, hospital, or doctor’s office?
Information you get from us	<ul style="list-style-type: none"> • Do you believe we have not given you a notice that we are required to give? • Do you think written information we have given you is hard to understand?

**Chapter 7. What to do if you have a problem or complaint
(coverage decisions, appeals, complaints)**

Complaint	Example
<p>Timeliness (These types of complaints are all related to the <i>timeliness</i> of our actions related to coverage decisions and appeals)</p>	<p>The process of asking for a coverage decision and making appeals is explained in sections 4-8 of this chapter. If you are asking for a decision or making an appeal, you use that process, not the complaint process.</p> <p>However, if you have already asked us for a coverage decision or made an appeal, and you think that we are not responding quickly enough, you can also make a complaint about our slowness. Here are examples:</p> <ul style="list-style-type: none"> • If you have asked us to give you a “fast coverage decision” or a “fast appeal,” and we have said we will not, you can make a complaint. • If you believe we are not meeting the deadlines for giving you a coverage decision or an answer to an appeal you have made, you can make a complaint. • When a coverage decision we made is reviewed and we are told that we must cover or reimburse you for certain medical services, there are deadlines that apply. If you think we are not meeting these deadlines, you can make a complaint. • When we do not give you a decision on time, we are required to forward your case to the Independent Review Organization. If we do not do that within the required deadline, you can make a complaint.

Section 9.2 The formal name for “making a complaint” is “filing a grievance”

Legal Terms
<ul style="list-style-type: none"> • What this section calls a “complaint” is also called a “grievance.” • Another term for “making a complaint” is “filing a grievance.” • Another way to say “using the process for complaints” is “using the process for filing a grievance.”

Section 9.3 Step-by-step: Making a complaint

Step 1: Contact us promptly – either by phone or in writing.

- **Usually, calling Customer Relations is the first step.** If there is anything else you need to do, Customer Relations will let you know. Call Customer Relations at 1-800-701-9000

Chapter 7. What to do if you have a problem or complaint (coverage decisions, appeals, complaints)

(TTY 1-800-208-9562). Representatives are available Monday – Friday, 8:00 a.m. – 8:00 p.m. (From October 1 – February 14, representatives are available 7 days a week, 8:00 a.m. – 8:00 p.m.) After hours and on holidays, please leave a message and a representative will return your call on the next business day.

- **If you do not wish to call (or you called and were not satisfied), you can put your complaint in writing and send it to us.** If you put your complaint in writing, we will respond to your complaint in writing.
- You need to file a grievance no later than 60 days after the event whether you file orally or in writing. You can do so by calling Customer Relations at 1-800-701-9000 (TTY 1-800-208-9562), Representatives are available Monday – Friday, 8:00 a.m. – 8:00 p.m. (From October 1 – February 14, representatives are available 7 days a week, 8:00 a.m. – 8:00 p.m.) After hours and on holidays, please leave a message and a representative will return your call on the next business day. You can also file a grievance in writing by sending it by mail to: Tufts Health Plan Medicare Preferred, Attn: Appeals & Grievances Department, 705 Mt. Auburn Street, Watertown, MA 02472. You can also send it in writing via fax at: 1-(617) 972-9516.

You also have the right to file an expedited Grievance which could include a complaint that Tufts Health Plan Medicare Preferred refused to expedite an organization determination or reconsideration, or invoked an extension to an organization determination or reconsideration time frame(s). The time frame for Tufts Health Plan Medicare Preferred to respond to an expedited grievance is within 24 hours of your complaint.

- **Whether you call or write, you should contact Customer Relations right away.** The complaint must be made within 60 calendar days after you had the problem you want to complain about.
- **If you are making a complaint because we denied your request for a “fast coverage decision” or a “fast appeal,” we will automatically give you a “fast complaint.”** If you have a “fast complaint,” it means we will give you **an answer within 24 hours.**

Legal Terms
What this section calls a “fast complaint” is also called an “expedited grievance.”

Step 2: We look into your complaint and give you our answer.

- **If possible, we will answer you right away.** If you call us with a complaint, we may be able to give you an answer on the same phone call. If your health condition requires us to answer quickly, we will do that.
- **Most complaints are answered in 30 calendar days.** If we need more information and the delay is in your best interest or if you ask for more time, we can take up to 14 more

**Chapter 7. What to do if you have a problem or complaint
(coverage decisions, appeals, complaints)**

calendar days (44 calendar days total) to answer your complaint. If we decide to take extra days, we will tell you in writing.

- **If we do not agree** with some or all of your complaint or don't take responsibility for the problem you are complaining about, we will let you know. Our response will include our reasons for this answer. We must respond whether we agree with the complaint or not.

Section 9.4	You can also make complaints about quality of care to the Quality Improvement Organization
--------------------	---

You can make your complaint about the quality of care you received to us by using the step-by-step process outlined above.

When your complaint is about *quality of care*, you also have two extra options:

- **You can make your complaint to the Quality Improvement Organization.** If you prefer, you can make your complaint about the quality of care you received directly to this organization (*without* making the complaint to us).
 - The Quality Improvement Organization is a group of practicing doctors and other health care experts paid by the Federal government to check and improve the care given to Medicare patients.
 - To find the name, address, and phone number of the Quality Improvement Organization for your state, look in Chapter 2, Section 4, of this booklet. If you make a complaint to this organization, we will work with them to resolve your complaint.
- **Or, you can make your complaint to both at the same time.** If you wish, you can make your complaint about quality of care to us and also to the Quality Improvement Organization.

Section 9.5	You can also tell Medicare about your complaint
--------------------	--

You can submit a complaint about Tufts Medicare Preferred HMO Value No Rx directly to Medicare. To submit a complaint to Medicare, go to <https://www.medicare.gov/MedicareComplaintForm/home.aspx>. Medicare takes your complaints seriously and will use this information to help improve the quality of the Medicare program.

If you have any other feedback or concerns, or if you feel the plan is not addressing your issue, please call 1-800-MEDICARE (1-800-633-4227). TTY/TDD users can call 1-877-486-2048.

CHAPTER 8

Ending your membership in the plan

Chapter 8. Ending your membership in the plan

SECTION 1	Introduction	164
	Section 1.1 This chapter focuses on ending your membership in our plan	164
SECTION 2	When can you end your membership in our plan?	164
	Section 2.1 You can end your membership during the Annual Enrollment Period.....	164
	Section 2.2 You can end your membership during the annual Medicare Advantage Disenrollment Period, but your choices are more limited.....	165
	Section 2.3 In certain situations, you can end your membership during a Special Enrollment Period.....	165
	Section 2.4 Where can you get more information about when you can end your membership?	166
SECTION 3	How do you end your membership in our plan?	167
	Section 3.1 Usually, you end your membership by enrolling in another plan.....	167
SECTION 4	Until your membership ends, you must keep getting your medical services through our plan	168
	Section 4.1 Until your membership ends, you are still a member of our plan.....	168
SECTION 5	Tufts Medicare Preferred HMO Value No Rx must end your membership in the plan in certain situations	168
	Section 5.1 When must we end your membership in the plan?	168
	Section 5.2 We <u>cannot</u> ask you to leave our plan for any reason related to your health	169
	Section 5.3 You have the right to make a complaint if we end your membership in our plan.....	169

SECTION 1 Introduction

Section 1.1 This chapter focuses on ending your membership in our plan

Ending your membership in Tufts Medicare Preferred HMO Value No Rx may be **voluntary** (your own choice) or **involuntary** (not your own choice):

- You might leave our plan because you have decided that you *want* to leave.
 - There are only certain times during the year, or certain situations, when you may voluntarily end your membership in the plan. Section 2 tells you *when* you can end your membership in the plan.
 - The process for voluntarily ending your membership varies depending on what type of new coverage you are choosing. Section 3 tells you *how* to end your membership in each situation.
- There are also limited situations where you do not choose to leave, but we are required to end your membership. Section 5 tells you about situations when we must end your membership.

If you are leaving our plan, you must continue to get your medical care through our plan until your membership ends.

SECTION 2 When can you end your membership in our plan?

You may end your membership in our plan only during certain times of the year, known as enrollment periods. All members have the opportunity to leave the plan during the Annual Enrollment Period and during the annual Medicare Advantage Disenrollment Period. In certain situations, you may also be eligible to leave the plan at other times of the year.

Section 2.1 You can end your membership during the Annual Enrollment Period
--

You can end your membership during the **Annual Enrollment Period** (also known as the “Annual Coordinated Election Period”). This is the time when you should review your health and drug coverage and make a decision about your coverage for the upcoming year.

- **When is the Annual Enrollment Period?** This happens from October 15 to December 7.
- **What type of plan can you switch to during the Annual Enrollment Period?** You can choose to keep your current coverage or make changes to your coverage for the

upcoming year. If you decide to change to a new plan, you can choose any of the following types of plans:

- Another Medicare health plan. (You can choose a plan that covers prescription drugs or one that does not cover prescription drugs.)
- Original Medicare *with* a separate Medicare prescription drug plan.
- – *or* – Original Medicare *without* a separate Medicare prescription drug plan.
- **When will your membership end?** Your membership will end when your new plan's coverage begins on January 1.

Section 2.2	You can end your membership during the annual Medicare Advantage Disenrollment Period, but your choices are more limited
--------------------	---

You have the opportunity to make *one* change to your health coverage during the annual **Medicare Advantage Disenrollment Period**.

- **When is the annual Medicare Advantage Disenrollment Period?** This happens every year from January 1 to February 14.
- **What type of plan can you switch to during the annual Medicare Advantage Disenrollment Period?** During this time, you can cancel your Medicare Advantage Plan enrollment and switch to Original Medicare. If you choose to switch to Original Medicare during this period, you have until February 14 to join a separate Medicare prescription drug plan to add drug coverage.
- **When will your membership end?** Your membership will end on the first day of the month after we get your request to switch to Original Medicare. If you also choose to enroll in a Medicare prescription drug plan, your membership in the drug plan will begin the first day of the month after the drug plan gets your enrollment request.

Section 2.3	In certain situations, you can end your membership during a Special Enrollment Period
--------------------	--

In certain situations, members of Tufts Medicare Preferred HMO Value No Rx may be eligible to end their membership at other times of the year. This is known as a **Special Enrollment Period**.

- **Who is eligible for a Special Enrollment Period?** If any of the following situations apply to you, you are eligible to end your membership during a Special Enrollment Period. These are just examples, for the full list you can contact the plan, call Medicare, or visit the Medicare website (<https://www.medicare.gov>):
 - Usually, when you have moved.
 - If you have Medicaid (MassHealth).

- If we violate our contract with you.
- If you are getting care in an institution, such as a nursing home or long-term care (LTC) hospital.
- If you enroll in the Program of All-inclusive Care for the Elderly (PACE).
- **When are Special Enrollment Periods?** The enrollment periods vary depending on your situation.
- **What can you do?** To find out if you are eligible for a Special Enrollment Period, please call Medicare at 1-800-MEDICARE (1-800-633-4227), 24 hours a day, 7 days a week. TTY users call 1-877-486-2048. If you are eligible to end your membership because of a special situation, you can choose to change both your Medicare health coverage and prescription drug coverage. This means you can choose any of the following types of plans:
 - Another Medicare health plan. (You can choose a plan that covers prescription drugs or one that does not cover prescription drugs.)
 - Original Medicare *with* a separate Medicare prescription drug plan.
 - – *or* – Original Medicare *without* a separate Medicare prescription drug plan.
- **When will your membership end?** Your membership will usually end on the first day of the month after your request to change your plan is received.

Section 2.4	Where can you get more information about when you can end your membership?
--------------------	---

If you have any questions or would like more information on when you can end your membership:

- You can **call Customer Relations** (phone numbers are printed on the back cover of this booklet).
- You can find the information in the *Medicare & You 2018* Handbook.
 - Everyone with Medicare receives a copy of *Medicare & You* each fall. Those new to Medicare receive it within a month after first signing up.
 - You can also download a copy from the Medicare website (<https://www.medicare.gov>). Or, you can order a printed copy by calling Medicare at the number below.
- You can contact **Medicare** at 1-800-MEDICARE (1-800-633-4227), 24 hours a day, 7 days a week. TTY users should call 1-877-486-2048.

SECTION 3 How do you end your membership in our plan?

Section 3.1 Usually, you end your membership by enrolling in another plan

Usually, to end your membership in our plan, you simply enroll in another Medicare plan during one of the enrollment periods (see Section 2 in this chapter for information about the enrollment periods). However, if you want to switch from our plan to Original Medicare *without* a Medicare prescription drug plan, you must ask to be disenrolled from our plan. There are two ways you can ask to be disenrolled:

- You can make a request in writing to us. Contact Customer Relations if you need more information on how to do this (phone numbers are printed on the back cover of this booklet).
- --or-- You can contact Medicare at 1-800-MEDICARE (1-800-633-4227), 24 hours a day, 7 days a week. TTY users should call 1-877-486-2048.

The table below explains how you should end your membership in our plan.

If you would like to switch from our plan to:	This is what you should do:
<ul style="list-style-type: none"> • Another Medicare health plan. 	<ul style="list-style-type: none"> • Enroll in the new Medicare health plan. You will automatically be disenrolled from Tufts Medicare Preferred HMO Value No Rx when your new plan’s coverage begins.
<ul style="list-style-type: none"> • Original Medicare <i>with</i> a separate Medicare prescription drug plan. 	<ul style="list-style-type: none"> • Enroll in the new Medicare prescription drug plan. You will automatically be disenrolled from Tufts Medicare Preferred HMO Value No Rx when your new plan’s coverage begins.
<ul style="list-style-type: none"> • Original Medicare <i>without</i> a separate Medicare prescription drug plan. 	<ul style="list-style-type: none"> • Send us a written request to disenroll. Contact Customer Relations if you need more information on how to do this (phone numbers are printed on the back cover of this booklet). • You can also contact Medicare at 1-800-MEDICARE (1-800-633-4227), 24 hours a day, 7 days a week, and ask to be disenrolled. TTY users should call 1-877-486-2048. • You will be disenrolled from Tufts Medicare Preferred HMO Value No Rx when your coverage in Original Medicare begins.

SECTION 4 Until your membership ends, you must keep getting your medical services through our plan

Section 4.1 Until your membership ends, you are still a member of our plan
--

If you leave Tufts Medicare Preferred HMO Value No Rx, it may take time before your membership ends and your new Medicare coverage goes into effect. (See Section 2 for information on when your new coverage begins.) During this time, you must continue to get your medical care through our plan.

- **If you are hospitalized on the day that your membership ends, your hospital stay will usually be covered by our plan until you are discharged** (even if you are discharged after your new health coverage begins).

SECTION 5 Tufts Medicare Preferred HMO Value No Rx must end your membership in the plan in certain situations

Section 5.1 When must we end your membership in the plan?

Tufts Medicare Preferred HMO Value No Rx **must end your membership in the plan if any of the following happen:**

- If you no longer have Medicare Part A and Part B.
- If you move out of our service area.
- If you are away from our service area for more than six months.
 - If you move or take a long trip, you need to call Customer Relations to find out if the place you are moving or traveling to is in our plan's area. (Phone numbers for Customer Relations are printed on the back cover of this booklet.)
- If you become incarcerated (go to prison).
- If you are not a United States citizen or lawfully present in the United States.
- If you intentionally give us incorrect information when you are enrolling in our plan and that information affects your eligibility for our plan. (We cannot make you leave our plan for this reason unless we get permission from Medicare first.)
- you continuously behave in a way that is disruptive and makes it difficult for us to provide medical care for you and other members of our plan. (We cannot make you leave our plan for this reason unless we get permission from Medicare first.)
- If you let someone else use your membership card to get medical care. (We cannot make you leave our plan for this reason unless we get permission from Medicare first.)

Chapter 8. Ending your membership in the plan

- If we end your membership because of this reason, Medicare may have your case investigated by the Inspector General.
- If you do not pay the plan premiums for 2 months.
 - We must notify you in writing that you have 2 months to pay the plan premium before we end your membership.

Where can you get more information?

If you have questions or would like more information on when we can end your membership:

- You can call **Customer Relations** for more information (phone numbers are printed on the back cover of this booklet).

Section 5.2	We <u>cannot</u> ask you to leave our plan for any reason related to your health
--------------------	---

Tufts Medicare Preferred HMO Value No Rx is not allowed to ask you to leave our plan for any reason related to your health.

What should you do if this happens?

If you feel that you are being asked to leave our plan because of a health-related reason, you should call Medicare at 1-800-MEDICARE (1-800-633-4227). TTY users should call 1-877-486-2048. You may call 24 hours a day, 7 days a week.

Section 5.3	You have the right to make a complaint if we end your membership in our plan
--------------------	---

If we end your membership in our plan, we must tell you our reasons in writing for ending your membership. We must also explain how you can file a grievance or make a complaint about our decision to end your membership. You can look in Chapter 7, Section 9 for information about how to make a complaint.

CHAPTER 9

Legal notices

Chapter 9. Legal notices

SECTION 1	Notice about governing law.....	172
SECTION 2	Notice about non-discrimination.....	172
SECTION 3	Notice about Medicare Secondary Payer subrogation rights.....	172
SECTION 4	Notice about the relationship between Tufts Health Plan Medicare Preferred and providers	172
SECTION 5	Notice about Section 1557 of the Affordable Care Act	173

Chapter 9. Legal notices

SECTION 1 Notice about governing law

Many laws apply to this *Evidence of Coverage* and some additional provisions may apply because they are required by law. This may affect your rights and responsibilities even if the laws are not included or explained in this document. The principal law that applies to this document is Title XVIII of the Social Security Act and the regulations created under the Social Security Act by the Centers for Medicare & Medicaid Services, or CMS. In addition, other Federal laws may apply and, under certain circumstances, the laws of the state you live in.

SECTION 2 Notice about non-discrimination

We don't discriminate based on race, ethnicity, national origin, color, religion, sex, gender, age, mental or physical disability, health status, claims experience, medical history, genetic information, evidence of insurability, or geographic location. All organizations that provide Medicare Advantage plans, like our plan, must obey Federal laws against discrimination, including Title VI of the Civil Rights Act of 1964, the Rehabilitation Act of 1973, the Age Discrimination Act of 1975, the Americans with Disabilities Act, Section 1557 of the Affordable Care Act, and all other laws that apply to organizations that get Federal funding, and any other laws and rules that apply for any other reason.

SECTION 3 Notice about Medicare Secondary Payer subrogation rights

We have the right and responsibility to collect for covered Medicare services for which Medicare is not the primary payer. According to CMS regulations at 42 CFR sections 422.108 and 423.462, Tufts Medicare Preferred HMO Value No Rx, as a Medicare Advantage Organization, will exercise the same rights of recovery that the Secretary exercises under CMS regulations in subparts B through D of part 411 of 42 CFR and the rules established in this section supersede any State laws.

SECTION 4 Notice about the relationship between Tufts Health Plan Medicare Preferred and providers

Tufts Health Plan Medicare Preferred provides coverage for health care services. Tufts Health Plan Medicare Preferred does not provide health care services. Tufts Health Plan Medicare Preferred has contractual agreements with providers practicing in facilities and private offices throughout the service area. These providers are independent. They are not Tufts Health Plan Medicare Preferred employees, or representatives. Providers are not authorized to change this Evidence of Coverage or assume or create any obligation for Tufts Health Plan Medicare Preferred that is inconsistent with this Evidence of Coverage.

Chapter 9. Legal notices

SECTION 5 Notice about Section 1557 of the Affordable Care Act

Tufts Health Plan complies with applicable Federal civil rights laws and does not discriminate on the basis of race, color, national origin, age, disability, or sex. Tufts Health Plan does not exclude people or treat them differently because of race, color, national origin, age, disability, or sex.

Tufts Health Plan:

- Provides free aids and services to people with disabilities to communicate effectively with us, such as:
 - Written information in other formats (large print, audio, accessible electronic formats, other formats)
- Provides free language services to people whose primary language is not English, such as:
 - Qualified interpreters
 - Information written in other languages

If you need these services, contact Tufts Health Plan at 1-800-701-9000 (TTY 1-800-208-9562)

If you believe that Tufts Health Plan has failed to provide these services or discriminated in another way on the basis of race, color, national origin, age, disability, or sex, you can file a grievance with:

Tufts Health Plan, Attention:

Civil Rights Coordinator Legal Dept.

705 Mount Auburn St. Watertown, MA 02472

Phone: 1-888-880-8699 ext. 48000, (TTY number— 1-800-439-2370 or 711. Español: 866-930-9252)

Fax: 617-972-9048

Email: OCRCoordinator@tufts-health.com.

You can file a grievance in person or by mail, fax, or email. If you need help filing a grievance, the Tufts Health Plan Civil Rights Coordinator is available to help you.

You can also file a civil rights complaint with the U.S. Department of Health and Human Services, Office for Civil Rights electronically through the Office for Civil Rights Complaint Portal, available at <https://ocrportal.hhs.gov/ocr/portal/lobby.jsf>, or by mail or phone at:

U.S. Department of Health and Human Services

200 Independence Avenue SW.

Room 509F, HHH Building, Washington, DC 20201

1-800-368-1019, 800-537-7697 (TDD).

Complaint forms are available at <http://www.hhs.gov/ocr/office/file/index.html>.

CHAPTER 10

Definitions of important words

Chapter 10. Definitions of important words

Ambulatory Surgical Center – An Ambulatory Surgical Center is an entity that operates exclusively for the purpose of furnishing outpatient surgical services to patients not requiring hospitalization and whose expected stay in the center does not exceed 24 hours.

Annual Enrollment Period – A set time each fall when members can change their health or drug plans or switch to Original Medicare. The Annual Enrollment Period is from October 15 until December 7.

Appeal – An appeal is something you do if you disagree with our decision to deny a request for coverage of health care services or payment for services you already received. You may also make an appeal if you disagree with our decision to stop services that you are receiving. For example, you may ask for an appeal if we don't pay for an item or service you think you should be able to receive. Chapter 7 explains appeals, including the process involved in making an appeal.

Balance Billing – When a provider (such as a doctor or hospital) bills a patient more than the plan's allowed cost-sharing amount. As a member of Tufts Medicare Preferred HMO Value No Rx, you only have to pay our plan's cost-sharing amounts when you get services covered by our plan. We do not allow providers to "balance bill" or otherwise charge you more than the amount of cost-sharing your plan says you must pay.

Benefit Period – The way that both our plan and Original Medicare measures your use of hospital and skilled nursing facility (SNF) services. A benefit period begins the day you go into a hospital or skilled nursing facility. The benefit period ends when you haven't received any inpatient hospital care (or skilled care in a SNF) for 60 days in a row. If you go into a hospital or a skilled nursing facility after one benefit period has ended, a new benefit period begins. There is no limit to the number of benefit periods.

Centers for Medicare & Medicaid Services (CMS) – The Federal agency that administers Medicare. Chapter 2 explains how to contact CMS.

Coinsurance – An amount you may be required to pay as your share of the cost for services. Coinsurance is usually a percentage (for example, 20%).

Complaint – The formal name for "making a complaint" is "filing a grievance." The complaint process is used for certain types of problems *only*. This includes problems related to quality of care, waiting times, and the customer service you receive. See also "Grievance," in this list of definitions.

Comprehensive Outpatient Rehabilitation Facility (CORF) – A facility that mainly provides rehabilitation services after an illness or injury, and provides a variety of services including physical therapy, social or psychological services, respiratory therapy, occupational therapy and speech-language pathology services, and home environment evaluation services.

Chapter 10. Definitions of important words

Copayment (or “copay”) – An amount you may be required to pay as your share of the cost for a medical service or supply, like a doctor’s visit, hospital outpatient visit, or a prescription. A copayment is a set amount, rather than a percentage. For example, you might pay \$10 or \$20 for a doctor’s visit or prescription.

Cost-sharing – Cost-sharing refers to amounts that a member has to pay when services are received. (This is in addition to the plan’s monthly premium.) Cost-sharing includes any combination of the following three types of payments: (1) any deductible amount a plan may impose before services are covered; (2) any fixed “copayment” amount that a plan requires when a specific service is received; or (3) any “coinsurance” amount, a percentage of the total amount paid for a service, that a plan requires when a specific service is received.

Covered Services – The general term we use to mean all of the health care services and supplies that are covered by our plan.

Creditable Prescription Drug Coverage – Prescription drug coverage (for example, from an employer or union) that is expected to pay, on average, at least as much as Medicare’s standard prescription drug coverage. People who have this kind of coverage when they become eligible for Medicare can generally keep that coverage without paying a penalty, if they decide to enroll in Medicare prescription drug coverage later.

Custodial Care – Custodial care is personal care provided in a nursing home, hospice, or other facility setting when you do not need skilled medical care or skilled nursing care. Custodial care is personal care that can be provided by people who don’t have professional skills or training, such as help with activities of daily living like bathing, dressing, eating, getting in or out of a bed or chair, moving around, and using the bathroom. It may also include the kind of health-related care that most people do themselves, like using eye drops. Medicare doesn’t pay for custodial care.

Customer Relations – A department within our plan responsible for answering your questions about your membership, benefits, grievances, and appeals. See Chapter 2 for information about how to contact Customer Relations.

Deductible – The amount you must pay for health care before our plan begins to pay.

Disenroll or Disenrollment – The process of ending your membership in our plan. Disenrollment may be voluntary (your own choice) or involuntary (not your own choice).

Durable Medical Equipment (DME) – Certain medical equipment that is ordered by your doctor for medical reasons. Examples include walkers, wheelchairs, crutches, powered mattress systems, diabetic supplies, IV infusion pumps, speech generating devices, oxygen equipment, nebulizers, or hospital beds ordered by a provider for use in the home.

Emergency – A medical emergency is when you, or any other prudent layperson with an average knowledge of health and medicine, believe that you have medical symptoms that require immediate medical attention to prevent loss of life, loss of a limb, or loss of function of a limb.

The medical symptoms may be an illness, injury, severe pain, or a medical condition that is quickly getting worse.

Emergency Care – Covered services that are: 1) rendered by a provider qualified to furnish emergency services; and 2) needed to treat, evaluate, or stabilize an emergency medical condition.

Evidence of Coverage (EOC) and Disclosure Information – This document, along with your enrollment form and any other attachments, riders, or other optional coverage selected, which explains your coverage, what we must do, your rights, and what you have to do as a member of our plan.

Extra Help – A Medicare program to help people with limited income and resources pay Medicare prescription drug program costs, such as premiums, deductibles, and coinsurance.

Grievance - A type of complaint you make about us, including a complaint concerning the quality of your care. This type of complaint does not involve coverage or payment disputes.

Home Health Aide – A home health aide provides services that don't need the skills of a licensed nurse or therapist, such as help with personal care (e.g., bathing, using the toilet, dressing, or carrying out the prescribed exercises). Home health aides do not have a nursing license or provide therapy.

Hospice – A member who has 6 months or less to live has the right to elect hospice. We, your plan, must provide you with a list of hospices in your geographic area. If you elect hospice and continue to pay premiums you are still a member of our plan. You can still obtain all medically necessary services as well as the supplemental benefits we offer. The hospice will provide special treatment for your state.

Hospital Inpatient Stay – A hospital stay when you have been formally admitted to the hospital for skilled medical services. Even if you stay in the hospital overnight, you might still be considered an “outpatient.”

Initial Enrollment Period – When you are first eligible for Medicare, the period of time when you can sign up for Medicare Part A and Part B. For example, if you're eligible for Medicare when you turn 65, your Initial Enrollment Period is the 7-month period that begins three months before the month you turn 65, includes the month you turn 65, and ends three months after the month you turn 65.

Low Income Subsidy (LIS) – See “Extra Help.”

Maximum Out-of-Pocket Amount – The most that you pay out-of-pocket during the calendar year for in-network covered Part A and Part B services. Amounts you pay for your plan premiums and Medicare Part A and Part B premiums do not count toward the maximum out-of-pocket amount. See Chapter 4, Section 1.2 for information about your maximum out-of-pocket amount.

Chapter 10. Definitions of important words

Medicaid (or Medical Assistance) – A joint Federal and state program that helps with medical costs for some people with low incomes and limited resources. Medicaid programs vary from state to state, but most health care costs are covered if you qualify for both Medicare and Medicaid. See Chapter 2, Section 6 for information about how to contact Medicaid in your state.

Medically Necessary – Services, supplies, or drugs that are needed for the prevention, diagnosis, or treatment of your medical condition and meet accepted standards of medical practice.

Medicare – The Federal health insurance program for people 65 years of age or older, some people under age 65 with certain disabilities, and people with End-Stage Renal Disease (generally those with permanent kidney failure who need dialysis or a kidney transplant). People with Medicare can get their Medicare health coverage through Original Medicare or a Medicare Advantage Plan.

Medicare Advantage Disenrollment Period – A set time each year when members in a Medicare Advantage plan can cancel their plan enrollment and switch to Original Medicare. The Medicare Advantage Disenrollment Period is from January 1 until February 14, 2018.

Medicare Advantage (MA) Plan – Sometimes called Medicare Part C. A plan offered by a private company that contracts with Medicare to provide you with all your Medicare Part A and Part B benefits. A Medicare Advantage Plan can be an HMO, PPO, a Private Fee-for-Service (PFFS) plan, or a Medicare Medical Savings Account (MSA) plan. When you are enrolled in a Medicare Advantage Plan, Medicare services are covered through the plan, and are not paid for under Original Medicare. In most cases, Medicare Advantage Plans also offer Medicare Part D (prescription drug coverage). These plans are called **Medicare Advantage Plans with Prescription Drug Coverage**. Tufts Medicare Preferred HMO Value No Rx does not offer Medicare prescription drug coverage. Everyone who has Medicare Part A and Part B is eligible to join any Medicare health plan that is offered in their area, except people with End-Stage Renal Disease (unless certain exceptions apply).

Medicare-Covered Services – Services covered by Medicare Part A and Part B. All Medicare health plans, including our plan, must cover all of the services that are covered by Medicare Part A and B.

Medicare Health Plan – A Medicare health plan is offered by a private company that contracts with Medicare to provide Part A and Part B benefits to people with Medicare who enroll in the plan. This term includes all Medicare Advantage Plans, Medicare Cost Plans, Demonstration/Pilot Programs, and Programs of All-inclusive Care for the Elderly (PACE).

Medicare Prescription Drug Coverage (Medicare Part D) – Insurance to help pay for outpatient prescription drugs, vaccines, biologicals, and some supplies not covered by Medicare Part A or Part B.

“Medigap” (Medicare Supplement Insurance) Policy – Medicare supplement insurance sold by private insurance companies to fill “gaps” in Original Medicare. Medigap policies only work with Original Medicare. (A Medicare Advantage Plan is not a Medigap policy.)

Member (Member of our Plan, or “Plan Member”) – A person with Medicare who is eligible to get covered services, who has enrolled in our plan, and whose enrollment has been confirmed by the Centers for Medicare & Medicaid Services (CMS).

Network Provider – “Provider” is the general term we use for doctors, other health care professionals, hospitals, and other health care facilities that are licensed or certified by Medicare and by the State to provide health care services. We call them “**network providers**” when they have an agreement with our plan to accept our payment as payment in full, and in some cases to coordinate as well as provide covered services to members of our plan. Our plan pays network providers based on the agreements it has with the providers or if the providers agree to provide you with plan-covered services. Network providers may also be referred to as “plan providers.”

Optional Supplemental Benefits – Non-Medicare-covered benefits that can be purchased for an additional premium and are not included in your package of benefits. If you choose to have optional supplemental benefits, you may have to pay an additional premium. You must voluntarily elect Optional Supplemental Benefits in order to get them.

Observation - Observation services are hospital outpatient services given to help the doctor decide if the patient needs to be admitted as an inpatient or can be discharged. Observation services may be given in the Emergency Department(ED) or another area of the hospital.

Organization Determination – The Medicare Advantage plan has made an organization determination when it makes a decision about whether items or services are covered or how much you have to pay for covered items or services. Organization determinations are called “coverage decisions” in this booklet. Chapter 7 explains how to ask us for a coverage decision.

Original Medicare (“Traditional Medicare” or “Fee-for-service” Medicare) – Original Medicare is offered by the government, and not a private health plan like Medicare Advantage Plans and prescription drug plans. Under Original Medicare, Medicare services are covered by paying doctors, hospitals, and other health care providers payment amounts established by Congress. You can see any doctor, hospital, or other health care provider that accepts Medicare. You must pay the deductible. Medicare pays its share of the Medicare-approved amount, and you pay your share. Original Medicare has two parts: Part A (Hospital Insurance) and Part B (Medical Insurance) and is available everywhere in the United States.

Out-of-Network Provider or Out-of-Network Facility – A provider or facility with which we have not arranged to coordinate or provide covered services to members of our plan. Out-of-network providers are providers that are not employed, owned, or operated by our plan or are not under contract to deliver covered services to you. Using out-of-network providers or facilities is explained in this booklet in Chapter 3.

Out-of-Pocket Costs – See the definition for “cost-sharing” above. A member’s cost-sharing requirement to pay for a portion of services received is also referred to as the member’s “out-of-pocket” cost requirement.

Part C – see “**Medicare Advantage (MA) Plan.**”

Part D – The voluntary Medicare Prescription Drug Benefit Program. (For ease of reference, we will refer to the prescription drug benefit program as Part D.)

Preferred Provider Organization (PPO) Plan – A Preferred Provider Organization plan is a Medicare Advantage Plan that has a network of contracted providers that have agreed to treat plan members for a specified payment amount. A PPO plan must cover all plan benefits whether they are received from network or out-of-network providers. Member cost-sharing will generally be higher when plan benefits are received from out-of-network providers. PPO plans have an annual limit on your out-of-pocket costs for services received from network (preferred) providers and a higher limit on your total combined out-of-pocket costs for services from both network (preferred) and out-of-network (non-preferred) providers.

Premium – The periodic payment to Medicare, an insurance company, or a health care plan for health or prescription drug coverage.

Primary Care Physician (PCP) – Your Primary Care Physician is the doctor or other provider you see first for most health problems. He or she makes sure you get the care you need to keep you healthy. He or she also may talk with other doctors and health care providers about your care and refer you to them. In many Medicare health plans, you must see your Primary Care Physician before you see any other health care provider. See Chapter 3, Section 2.1 for information about Primary Care Physicians.

Prior Authorization – Approval in advance to get services. Some in-network medical services are covered only if your doctor or other network provider gets “prior authorization” from our plan. Covered services that need prior authorization are marked in the Benefits Chart in Chapter 4.

Prosthetics and Orthotics – These are medical devices ordered by your doctor or other health care provider. Covered items include, but are not limited to, arm, back and neck braces; artificial limbs; artificial eyes; and devices needed to replace an internal body part or function, including ostomy supplies and enteral and parenteral nutrition therapy.

Quality Improvement Organization (QIO) – A group of practicing doctors and other health care experts paid by the Federal government to check and improve the care given to Medicare patients. See Chapter 2, Section 4 for information about how to contact the QIO for your state.

Referral – An approval from a member’s PCP to seek care from another health care professional, usually a specialist, for treatment or consultation.

Referral Circle – Each plan PCP has certain plan specialists called a “referral circle” that she or he uses for providing medical care to you. This means that in most cases, you will not have access to the entire Tufts Health Plan Senior Care Options network, except in emergency or urgent care situations or for out-of-area renal dialysis or other services.

Rehabilitation Services – These services include physical therapy, speech and language therapy, and occupational therapy.

Chapter 10. Definitions of important words

Service Area – A geographic area where a health plan accepts members if it limits membership based on where people live. For plans that limit which doctors and hospitals you may use, it's also generally the area where you can get routine (non-emergency) services. The plan may disenroll you if you permanently move out of the plan's service area.

Skilled Nursing Facility (SNF) Care – Skilled nursing care and rehabilitation services provided on a continuous, daily basis, in a skilled nursing facility. Examples of skilled nursing facility care include physical therapy or intravenous injections that can only be given by a registered nurse or doctor.

Special Enrollment Period – A set time when members can change their health or drug plans or return to Original Medicare. Situations in which you may be eligible for a Special Enrollment Period include: if you move outside the service area, if you move into a nursing home, or if we violate our contract with you.

Special Needs Plan – A special type of Medicare Advantage Plan that provides more focused health care for specific groups of people, such as those who have both Medicare and Medicaid, who reside in a nursing home, or who have certain chronic medical conditions.

Supplemental Security Income (SSI) – A monthly benefit paid by Social Security to people with limited income and resources who are disabled, blind, or age 65 and older. SSI benefits are not the same as Social Security benefits.

Urgently Needed Services – Urgently needed services are provided to treat a non-emergency, unforeseen medical illness, injury, or condition that requires immediate medical care. Urgently needed services may be furnished by network providers or by out-of-network providers when network providers are temporarily unavailable or inaccessible.

Appendix 1. Multi-language Interpreter Services

English: ATTENTION: If you speak English, language assistance services, free of charge, are available to you. Call 1-800-701-9000 (TTY: 1-800-208-9562).

Arabic:

ملحوظة: إذا كنت تتحدث اذكر اللغة، فإن خدمات المساعدة اللغوية تتوافر لك بالمجان. اتصل برقم 1-800-701-9000 (رقم هاتف الصم والبكم: 1-800-208-9562).

Chinese: 注意：如果您使用繁體中文，您可以免費獲得語言援助服務。請致電1-800-701-9000 (TTY: 1-800-208-9562)。

Farsi: یارب ناگیار ترو صب ی نابز تالی هسرت، دینک یم وگت فگ ی سراف نابز هب رگا: هجوت امش
دی ری گب سامت اب. دشاب یم مهارف 1-800-701-9000 (TTY: 1-800-208-9562)

French: ATTENTION : Si vous parlez français, des services d'aide linguistique vous sont proposés gratuitement. Appelez le 1-800-701-9000 (ATS : 1-800-208-9562).

German: ACHTUNG: Wenn Sie Deutsch sprechen, stehen Ihnen kostenlos sprachliche Hilfsdienstleistungen zur Verfügung. Rufnummer: 1-800-701-9000 (TTY: 1-800-208-9562).

Greek: ΠΡΟΣΟΧΗ: Αν μιλάτε ελληνικά, στη διάθεσή σας βρίσκονται υπηρεσίες γλωσσικής υποστήριξης, οι οποίες παρέχονται δωρεάν. Καλέστε 1-800-701-9000 (TTY: 1-800-208-9562).

Gujarati: સુચના: જો તમે ગુજરાતી બોલતા હો, તો નિ:શુલ્ક ભાષા સહાય સેવાઓ તમારા માટે ઉપલબ્ધ છે. ફોન કરો 1-800-701-9000 (TTY: 1-800-208-9562).

Haitian Creole: ATANSYON: Si w pale Kreyòl Ayisyen, gen sèvis èd pou lang ki disponib gratis pou ou. Rele 1-800-701-9000 (TTY: 1-800-208-9562).

Italian: ATTENZIONE: In caso la lingua parlata sia l'italiano, sono disponibili servizi di assistenza linguistica gratuiti. Chiamare il numero 1-800-701-9000 (TTY: 1-800-208-9562).

Japanese: 注意事項：日本語を話される場合、無料の言語支援をご利用いただけます。1-800-701-9000 (TTY: 1-800-208-9562) まで、お電話にてご連絡ください。

Khmer (Cambodian): ប្រយ័ត្ន៖ បើសិនជាអ្នកនិយាយភាសាខ្មែរ, សេវាជំនួយផ្នែកភាសាដោយមិនគិតល្អល គឺអាចមានសំរាប់បំរើអ្នក។ ចូរ ទូរស័ព្ទ 1-800-701-9000 (TTY: 1-800-208-9562)។

Korean:

주의: 한국어를 사용하시는 경우, 언어 지원 서비스를 무료로 이용하실 수 있습니다. 1-800-701-9000 (TTY: 1-800-208-9562)번으로 전화해 주십시오.

Laotian: ໂບດລາບ: ຖ້າວ່າ ທ່ານເວົ້າພາສາ ລາວ, ການບໍລິການຊ່ວຍເຫຼືອດ້ານພາສາ, ໂດຍບໍ່ແຈ້ງຄ່າ, ແມ່ນມີພ້ອມໃຫ້ທ່ານ. ໂທ 1-800-701-9000 (TTY: 1-800-208-9562).

Navajo:

Díí baa akó nínízin: Díí saad bee yánífti'go **Diné Bizaad**, saad bee áká'ánída'áwo'déé', t'áá jiiik'eh, éí ná hóló, koji' hódíílnih 1-800-701-9000 (TTY: 1-800-208-9562.)

Polish: UWAGA: Jeżeli mówisz po polsku, możesz skorzystać z bezpłatnej pomocy językowej. Zadzwoń pod numer 1-800-701-9000 (TTY: 1-800-208-9562).

Portuguese: ATENÇÃO: Se fala português, encontram-se disponíveis serviços linguísticos, grátis. Ligue para 1-800-701-9000 (TTY: 1-800-208-9562).

Russian: ВНИМАНИЕ: Если вы говорите на русском языке, то вам доступны бесплатные услуги перевода. Звоните 1-800-701-9000 (телетайп: 1-800-208-9562).

Spanish: ATENCIÓN: si habla español, tiene a su disposición servicios gratuitos de asistencia lingüística. Llame al 1-800-701-9000 (TTY: 1-800-208-9562).

Tagalog: PAUNAWA: Kung nagsasalita ka ng Tagalog, maaari kang gumamit ng mga serbisyo ng tulong sa wika nang walang bayad. Tumawag sa 1-800-701-9000 (TTY: 1-800-208-9562).

Vietnamese: CHÚ Ý: Nếu bạn nói Tiếng Việt, có các dịch vụ hỗ trợ ngôn ngữ miễn phí dành cho bạn. Gọi số 1-800-701-9000 (TTY: 1-800-208-9562).

Tufts Medicare Preferred HMO Value No Rx Customer Relations

METHOD	CUSTOMER RELATIONS - CONTACT INFORMATION
CALL	<p>1-800-701-9000</p> <p>Calls to this number are free. Representatives are available Monday - Friday, 8:00 a.m. - 8:00 p.m. (From Oct. 1 - Feb. 14, representatives are available 7 days a week, 8:00 a.m. - 8:00 p.m.) After hours and on holidays, please leave a message and a representative will return your call on the next business day.</p> <p>Customer Relations also has free language interpreter services available for non-English speakers.</p>
TTY	<p>1-800-208-9562</p> <p>This number requires special telephone equipment and is only for people who have difficulties with hearing or speaking.</p> <p>Calls to this number are free. Representatives are available Monday - Friday, 8:00 a.m. - 8:00 p.m. (From Oct. 1 - Feb. 14 representatives are available 7 days a week, 8:00 a.m. - 8:00 p.m.) After hours and on holidays, please leave a message and a representative will return your call on the next business day.</p>
FAX	1-617-972-9487
WRITE	<p>Tufts Health Plan Medicare Preferred ATTN: Customer Relations P.O. Box 9181 Watertown, MA 02471-9181</p>
WEBSITE	thpmp.org

SHINE (Serving the Health Insurance Needs of Everyone) (Massachusetts SHIP)

SHINE is a state program that gets money from the Federal government to give free local health insurance counseling to people with Medicare.

METHOD	CONTACT INFORMATION
CALL	1-800-243-4636 (1-800-AGE-INFO)
TTY	<p>1-800-872-0166</p> <p>This number requires special telephone equipment and is only for people who have difficulties with hearing or speaking.</p>
WRITE	Call the number above for the address of the SHINE program in your area.
WEBSITE	mass.gov/elders/healthcare/shine/serving-the-health-information-needs-of-elders.html

PRA Disclosure Statement

According to the Paperwork Reduction Act of 1995, no persons are required to respond to a collection of information unless it displays a valid OMB control number. The valid OMB control number for this information collection is 0938-1051. If you have comments or suggestions for improving this form, please write to: CMS, 7500 Security Boulevard, Attn: PRA Reports Clearance Officer, Mail Stop C4-26-05, Baltimore, Maryland 21244-1850.